

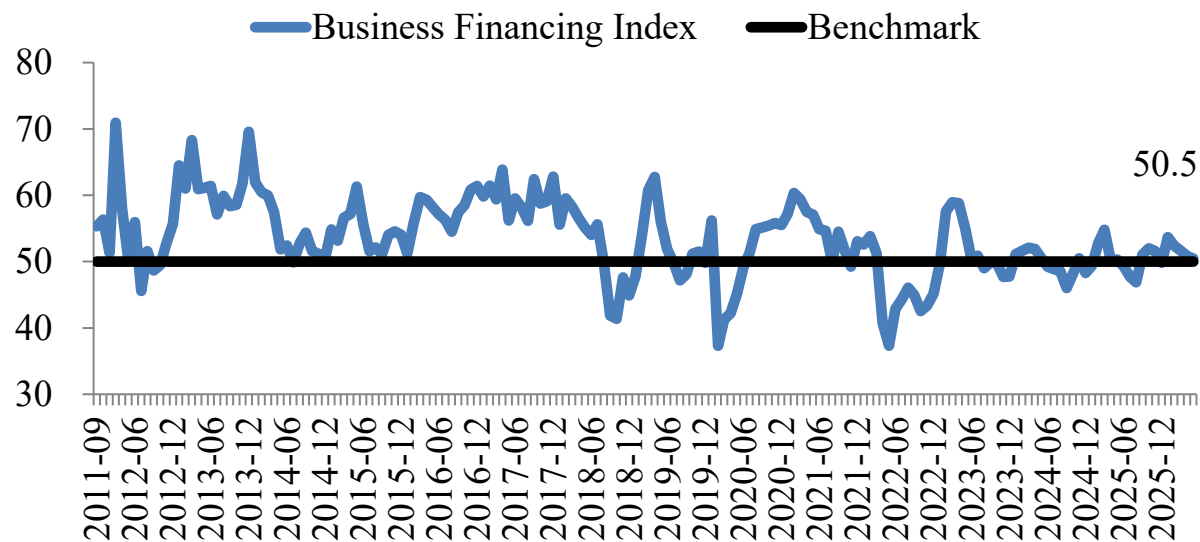
CKGSB BCI

May 2026

May 27, 2026 Department of Case Research and Department of Big Data Economic Research

The CKGSB Business Conditions Index (BCI) is an executive survey-based indicator that tracks the outlook of China's private economy. In May 2026, the BCI registered at 50.5, representing a modest decrease from the 50.8 in April 2026 (Figure 1).

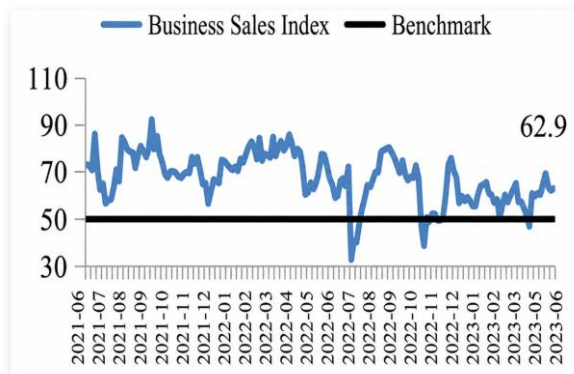
Figure 1



Source: CKGSB Department of Case Research and Department of Big Data Economic Research.

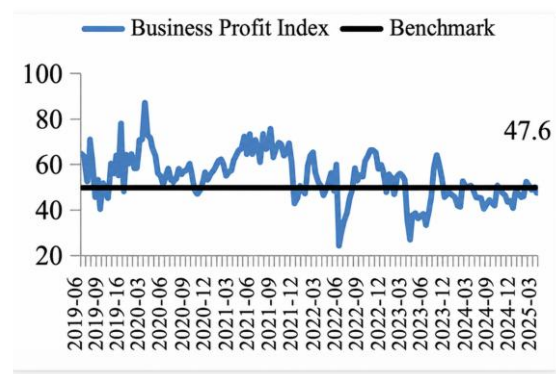
The CKGSB BCI is calculated as the arithmetic mean of four sub-indices: the Business Sales Index, the Business Profit Index, the Business Financing Index, and the Business Inventory Index. Among these, three serve as forward-looking indices, while only the Financing Index reflects the current state. The following section examines the performance of these four indices for May 2026:

Figure 2



Source: CKGSB Department of Case Research and Department of Big Data Economic Research.

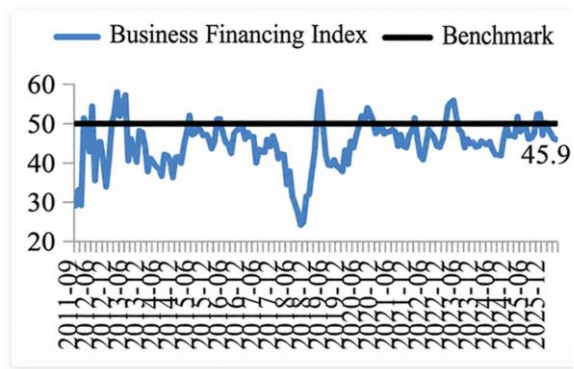
Figure 3



Source: CKGSB Department of Case Research and Department of Big Data Economic Research.

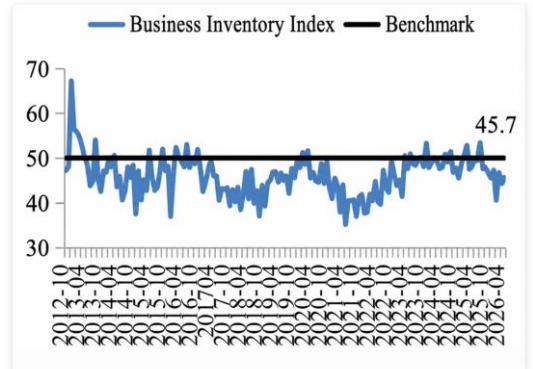
This month, the four sub-indices saw two declines and two rises. The Business Sales Index registered a slight increase this month, rising from 62.2 in April to 62.9 in May (**Figure 2**). In contrast, the Business Profit Index demonstrated a modest decrease, declining from 50.6 last month to 47.6 this month (**Figure 3**).

Figure 4



Source: CKGSB Department of Case Research and Department of Big Data Economic Research.

Figure 5



Source: CKGSB Department of Case Research and Department of Big Data Economic Research.

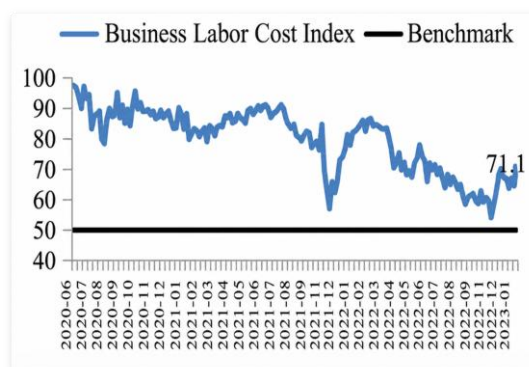
The Business Financing Index recorded a modest decrease, declining from 46.2 in April to 45.9 in May (**Figure 4**). On the other hand, the Business Inventory Index exhibited a modest increase, with this month's index at 45.7, rising from 44.3 last month (**Figure 5**).

It is crucial to understand the specific meanings of the four sub-indices: sales, profit, financing, and inventory. In essence, an increase in the first three sub-indices signals an improvement in business conditions, while a decrease points to a worsening situation. By contrast, a rise in the Inventory Index reflects a reduction in inventory levels, while a decline indicates an accumulation of inventory.

Beyond the BCI, our survey also gathered companies' expectations regarding costs, prices, investment, and employment, creating the following indices that complement the BCI. We begin by an analysis of

the cost-related indices:

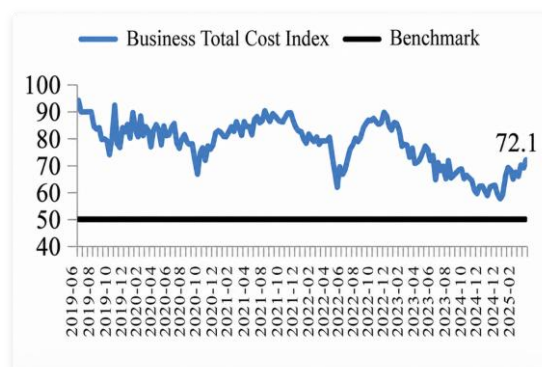
Figure 6



Source: CKGSB Department of Case Research and Department of Big Data Economic

Research.

Figure 7



Source: CKGSB Department of Case Research and Department of Big Data Economic

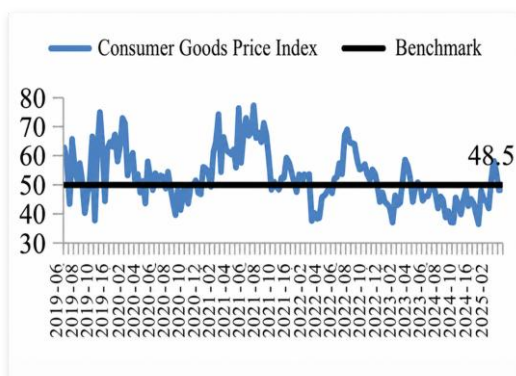
Research.

The Business Labor Cost Index saw a sharp increase this month, rising from 64.7 in April to 71.1 in May. However, the Business Total Cost Index registered a modest increase, rising from 69.3 last month to 72.1 this month. A rise in the Labor Cost Index suggests that more companies expect an increase in total labor costs over the next six months, and the same logic applies to the Total Cost Index. It is important to note, however, that an increase in cost-related indices does not necessarily imply a deterioration in business conditions.

When the economy is on an upswing, companies may increase production or sales, thereby requiring greater inputs of labor and materials, which could actually indicate an improvement in business health. It is only when the cost per unit of production or sales rises significantly that it truly reflects a deterioration in business conditions. For detailed data, please refer to **Figure 6** and **Figure 7**.

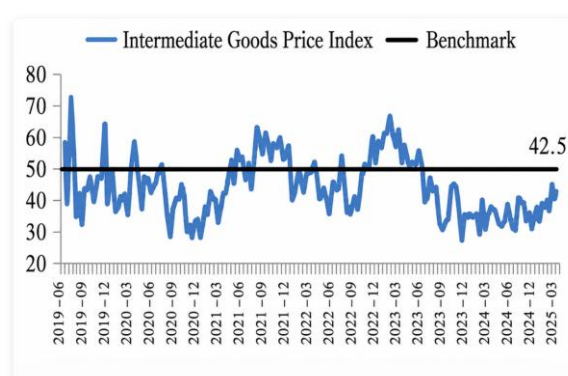
On the pricing front, the Consumer Goods Price Index saw a modest increase, rising from 48.2 last month to 48.5 this month (**Figure 8**). Meanwhile, the Intermediate Goods Price Index saw a modest increase this month, rising from 40.2 last month to 42.5 this month (**Figure 9**).

Figure 8



Source: CKGSB Department of Case Research and Department of Big Data Economic

Figure 9



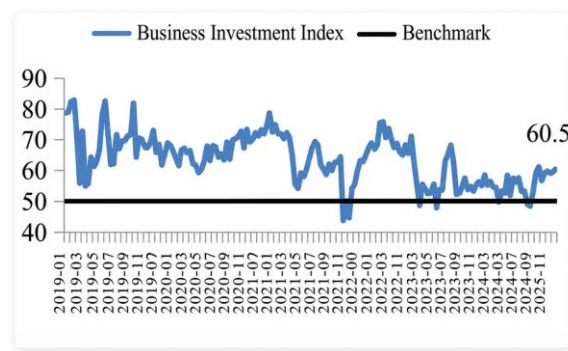
Source: CKGSB Department of Case Research and Department of Big Data Economic

Research.

Research.

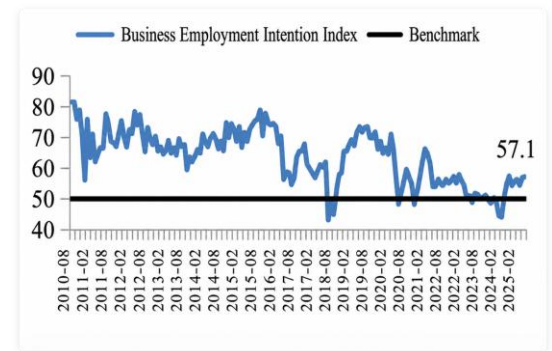
Shifting our focus from cost and price indices, we now examine the Investment and Employment Intention Indices as the following focal points of discussion. This trend is particularly noteworthy given that China's economy is heavily reliant on investment and the strong correlation between investment and employment. This month, the Investment Index has seen a slight increase, rising to 60.5 from 59.6 last month (**Figure 10**); Meanwhile, the Employment Intention Index experienced a slight increase, rising to 57.1 this month from 56.9 last month (**Figure 11**).

Figure 10



Source: CKGSB Department of Case Research and Department of Big Data Economic Research.

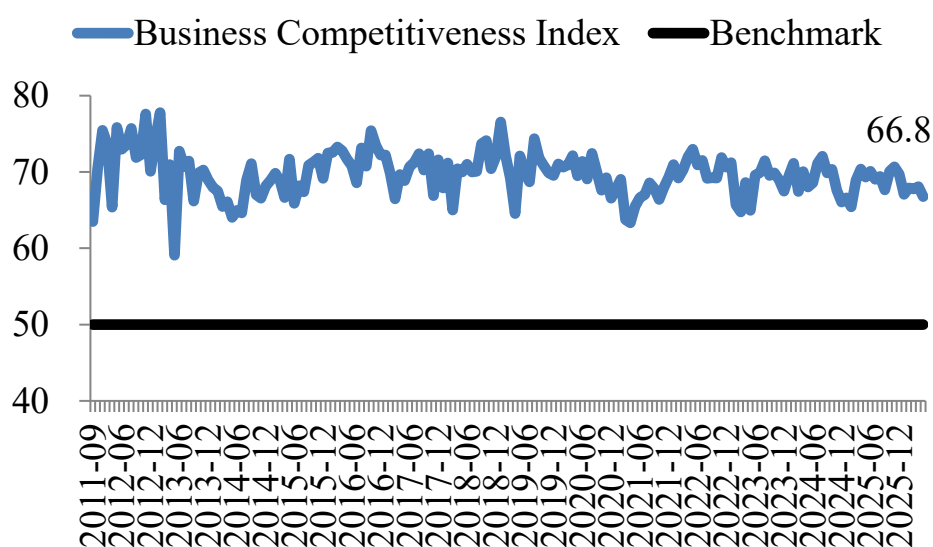
Figure 11



Source: CKGSB Department of Case Research and Department of Big Data Economic Research.

Finally, our survey incorporates a question designed to evaluate business competitiveness. Respondents are asked to assess their standing within their respective industries—whether they are above, below, or on par with the industry average. These responses are aggregated into our Business Competitiveness Index, where a higher index value signifies a more dominant position of the business within its industry. The survey data reveals that a majority of the surveyed enterprises perceive themselves as top performers in their respective sectors (**Figure 12**). This indicates our sample is composed of high-performing small and medium-sized private enterprises. In contrast, the broader economic reality for Chinese enterprises is likely more severe than our data indicates.

Figure 12



Source: CKGSB Department of Case Research and Department of Big Data Economic Research.

Notes:

1. Survey Introduction

In June 2011, Cheung Kong Graduate School of Business (CKGSB) launched the “CKGSB Business Conditions Index” project. This project aims to collect first-hand data on business operations through questionnaire surveys and develop a series of indices that track macroeconomic trends in China. The survey targets participants from CKGSB’s executive education programs.

In July 2011, under the guidance of Professor Wei Li, the Department of Case Research and Department of Big Data Economic Research initiated preliminary work, including questionnaire design and testing. In September 2011, the first round of the survey was successfully launched. From then until May 2026, the Department of Case Research and Department of Big Data Economic Research conducted 174 rounds of surveys among participants (with a 3-month hiatus during the early stages of the project). To date, the centers have published 169 rounds of survey results, with the data covering from May 2012 to May 2026.

2. Index Explanation

All indices presented in this report are diffusion indices, with the majority being forward-looking, thereby offering strong predictive capabilities. The indices use 50 as the benchmark: readings above 50 indicate improvement or positive trends, while readings below 50 signal deterioration or negative trends. This standard aligns with the Purchasing Managers’ Index (PMI).

The survey asks companies to specify whether their products are consumer-facing or producer-facing, alongside their expectations regarding the price trends of their primary products over the next six months. By combining responses to these two questions, we are able to gauge the anticipated price trends for consumer goods and intermediate goods. The resulting price trend index for consumer goods

is referred to as the Consumer Goods Price Index, while that for intermediate goods is designated the Intermediate Goods Price Index.

Additionally, the survey assesses companies to evaluate their performance relative to their industry—whether they are performing better, worse, or similarly compared to the industry average. Based on these responses, we calculate the Business Competitiveness Index. A higher index indicates a more significant proportion of sampled companies outperforming the overall industry conditions.

3. Calculation Methodology

In the survey, respondents were asked to forecast whether a specific operational index of their company is expected to “increase”, “remain unchanged”, or “decrease” over the next six months compared to the same period last year. Based on the collected data, we calculated the percentages of responses for “increase”, “remain unchanged”, or “decrease”. We then computed the diffusion index for each question, which is the percentage of “increase” responses plus half of the percentage of “remain unchanged” responses. Crucially, the interpretation of an “increase” sometimes signifies an improvement in the index, such as in the case of the Business Sales Index, but at other times, it indicates a deterioration, such as with the Business Labor Cost Index.

Among all the indices, the CKGSB Business Conditions Index (BCI) holds paramount importance. This index is calculated as the arithmetic mean of four sub-indices: sales, profit, financing, and inventory. Owing to multiple adjustments in the composition of the sub-indices throughout the survey, the statistical caliber has varied over time, making simple comparisons inappropriate. Nevertheless, the underlying calculation method for this index has remained consistent: First, the BCI is calculated for each questionnaire, after which the index for the entire round of surveys is computed as the arithmetic mean of all individual indices.



About CKGSB

Cheung Kong Graduate School of Business (CKGSB), established on November 21, 2002, is a non-profit, independent legal entity and a Sino-foreign joint-venture educational institution, officially approved by the Ministry of Education of China. The school is authorized by the Academic Degrees Committee of the State Council to grant Master of Business Administration degrees (including its MBA and EMBA programs). CKGSB is a member of the Association to Advance Collegiate Schools of Business (AACSB) and the European Foundation for Management Development (EFMD), and has earned both AACSB and EQUIS accreditations. Headquartered in Beijing, the school offers a comprehensive portfolio of programs, including the Master of Business Administration (MBA), Executive MBA (EMBA), Doctor of Business Administration (DBA), Executive Education (EE), and the Global Unicorn Program.

CKGSB is committed to its mission of cultivating a cohort of world-class business leaders for China and the world—leaders equipped with a global perspective, the capacity for global resource integration, the ability to align with global values, a strong sense of global responsibility, a humanistic spirit, and an innovative mindset. The school strives to build a new generation of global business school. Through new visions, new ways of thinking, new paradigms, new realms of understanding, and a new business civilization, it aims to nurture a transformative new generation of economic leaders who champion social innovation, thereby contributing China's wisdom and solutions to address the world's most pressing challenges.

Disclaimer

The information contained in this report is sourced from publicly available sources and field research conducted by CKGSB's Department of Case Research and Department of Big Data Economic Research. While the Department of Case Research and Department of Big Data Economic Research consider the sources of this information reliable, they do not guarantee the accuracy or completeness of the information. The materials presented in this report reflect the judgment of the Department of Case Research and Department of Big Data Economic Research as of the date of publication, and both reserve the right to revise the report without prior notice. This report does not constitute any investment advice or private consultation recommendation. Neither the Department of Case Research nor the Department of Big Data Economic Research shall be held liable for any losses arising from the materials in this report. Recipients are advised not to rely solely on this report in lieu of independent judgment and should carefully assess whether any opinions or suggestions herein are appropriate for their personal circumstances.

Economic Research Team

Wei Li

PhD in Economics, University of Michigan

Professor of Economics

Associate Dean for Asia and Oceania Markets, Cheung
Kong Graduate School of Business

Director of Department of Case Research

Director of Department of Big Data Economic Research

+86 10 8518 8858ext.8104

wli@ckgsb.edu.cn

Chongqing Gu

Senior Research Fellow at the Department of Case
Research of Cheung Kong Graduate School of Business

+86 21 6269 6677

cqgu@ckgsb.edu.cn

Rong Yuan

Research Assistant at the Department of Case Research of
Cheung Kong Graduate School of Business

+86 10 8537 8477

cc-pt@ckgsb.edu.cn

Yi Zhou

Assistant Research Fellow at the Department of Big
Data Economic Research of Cheung Kong Graduate
School of Business

+86 10 8537 8134

yizhou@ckgsb.edu.cn

Siqi Liu

Research Assistant at the Department of Big Data
Economic Research of Cheung Kong Graduate School
of Business

+86 10 8518 8858

bigdata-pt@ckgsb.edu.cn