

CKGSB BCI

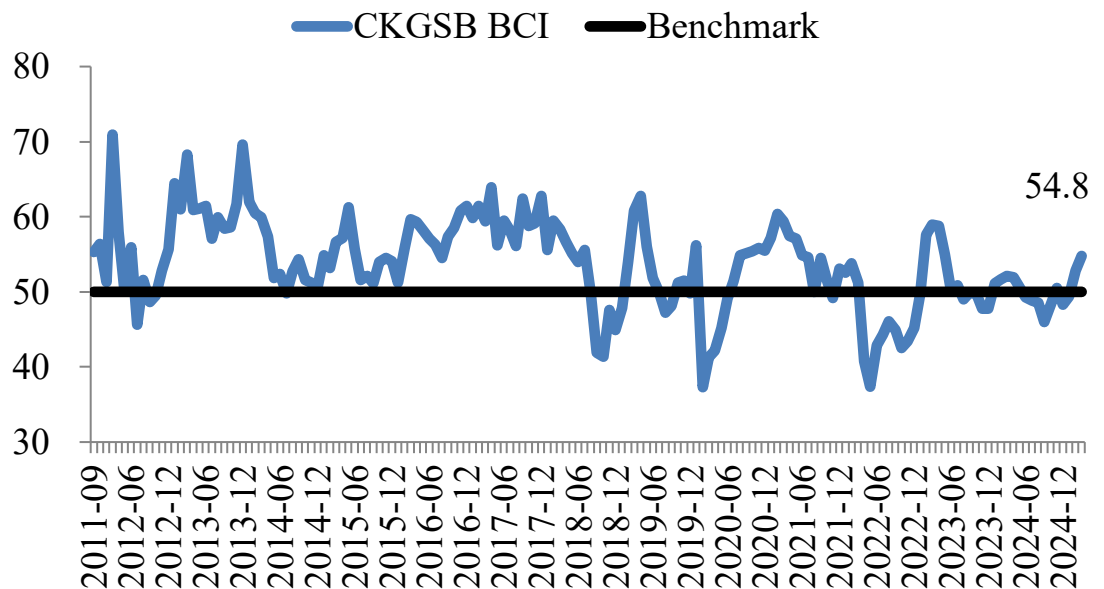
March 2025

March 20, 2025

Case Center and Big Data Economic Research Center

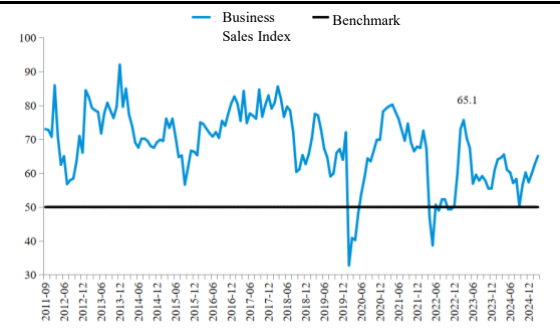
The CKGSB Business Conditions Index (BCI) for March 2025 registered at 54.8, showing a slight increase from the 52.8 recorded February 2025 (**Figure 1**). This month, the BCI continues to remain above the 50 benchmark, indicating promising prospects for the future market.

Figure 1

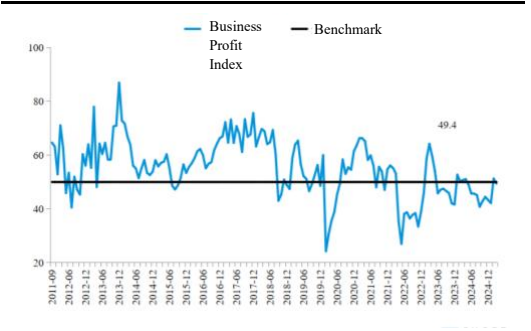


Source: CKGSB Case Center and Big Data Economic Research Center

The CKGSB BCI is an arithmetic mean of four sub-indices: the Business Sales Index, the Business Profit Index, the Business Financing Index, and the Business Inventory Index. Among these, three are forward-looking indices, while only the Financing Index reflects the current state. Let's delve into the performance of these four indices for March 2025:

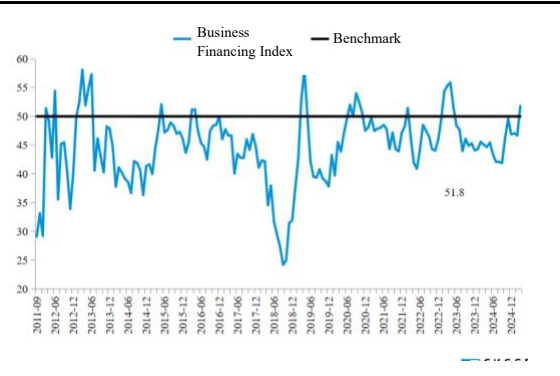
Figure 2


Source: CKGSB Case Center and Big Data Economic Research Center

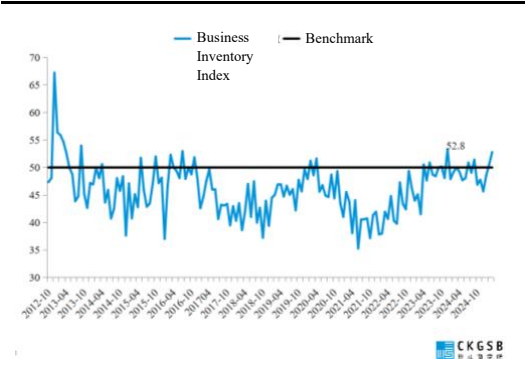
Figure 3


Source: CKGSB Case Center and Big Data Economic Research Center

This month, the four sub-indices saw three increases and one decrease. The Business Sales Index registered a modest uptick, rising from 62.7 last month to 65.1 this month (**Figure 2**). The Business Profit Index experienced a slight decline, dropping to 49.4 this month from 51.3 last month. (**Figure 3**).

Figure 4


Source: CKGSB Case Center and Big Data Economic Research Center

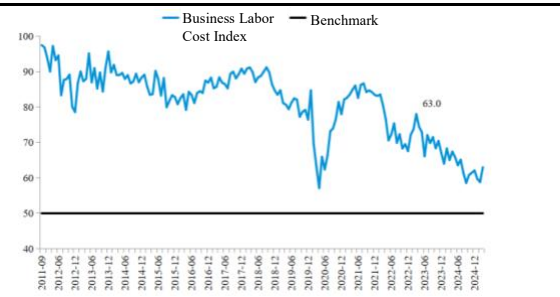
Figure 5


Source: CKGSB Case Center and Big Data Economic Research Center

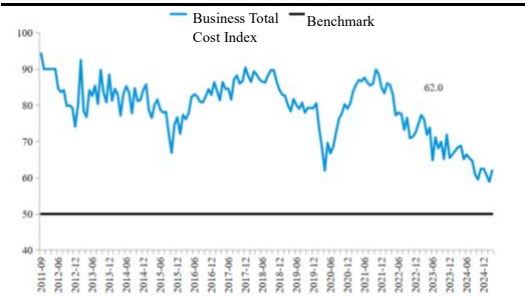
The Business Financing Index recorded a significant increase this month, reaching 51.8 from 46.7 last month (**Figure 4**). On the other hand, the Business Inventory Index exhibited a slight rise, reaching 52.8 this month compared to 50.6 last month (**Figure 5**).

It is crucial to understand the specific meanings of the four sub-indices: sales, profit, financing, and inventory. Simply put, an increase in the first three sub-indices signals an improvement in business conditions, while a decrease points to a worsening situation. On the other hand, a rise in the Inventory Index reflects a decrease in inventory levels, whereas a decline suggests an accumulation of inventory.

Beyond the BCI, our survey also captured companies' expectations concerning costs, prices, investment, and employment, creating the following indices that complement the BCI. We will begin by analyzing the indices on costs:

Figure 6


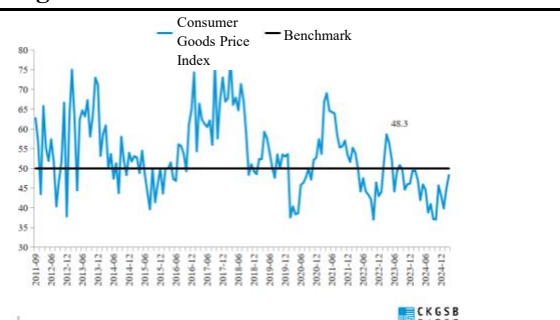
Source: CKGSB Case Center and Big Data Economic Research Center

Figure 7


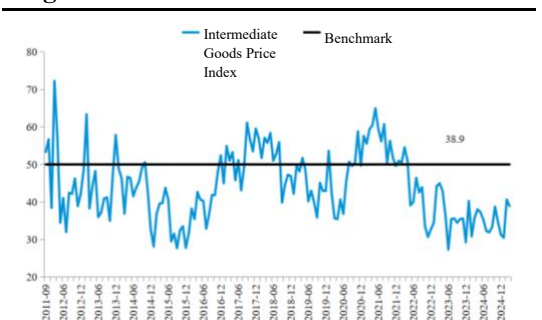
Source: CKGSB Case Center and Big Data Economic Research Center

The Business Labor Cost Index saw a slight increase this month, rising to 63.0 from 58.8 last month. Similarly, the Business Total Cost Index registered a slight increase, from 58.9 last month to 62.0 this month. A rise in the Labor Cost Index suggests that more companies expect an increase in total labor costs over the next six months, and the same logic applies to the Total Cost Index. It is crucial to recognize that an increase in cost-related indices does not inherently signal a deterioration in business conditions. When the economy is on an upswing, companies may ramp up production or sales, necessitating more significant inputs of labor and materials, which could actually indicate an improvement in business health. Only when the cost per unit of production or sales escalates does it genuinely signify a worsening of business conditions. For detailed figures, please consult **Figure 6** and **Figure 7**.

Now, let's delve into the pricing landscape. The Consumer Goods Price Index registered a slight uptick this month, ascending from 44.8 last month to 48.3 (**Figure 8**). Meanwhile, the Intermediate Goods Price Index experienced a slight decline, dropping from 40.6 last month to 38.9 this month (**Figure 9**). Currently, both the Consumer Goods Price Index and the Intermediate Goods Price Index linger at subdued levels, underscoring China's persistent and significant pricing pressures.

Figure 8


Source: CKGSB Case Center and Big Data Economic Research Center

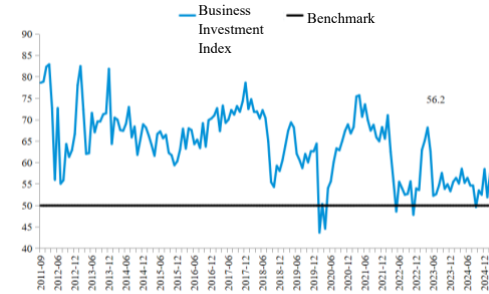
Figure 9


Source: CKGSB Case Center and Big Data Economic Research Center

Having reviewed the cost and price indices, we now turn our attention to the Investment and Employment Intention Indices as the following focal points of discussion. Since the inception of our survey, the Investment Index and the Employment Intention Index had consistently maintained high levels; however, both indices have now dipped into a period of stagnation. Considering that China's economy is predominantly fueled by investment and the strong correlation between investment and employment, the current scenario is particularly noteworthy. This month, the Investment Index has seen a slight decline, dropping to 56.2 from 57.5 last month (**Figure 10**); Similarly, the Employment

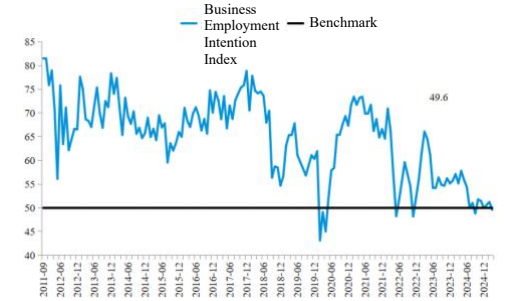
Intention Index experienced a slight decline, falling to 49.6 from 51.3 last month (**Figure 11**).

Figure 10



Source: CKGSB Case Center and Big Data Economic Research Center

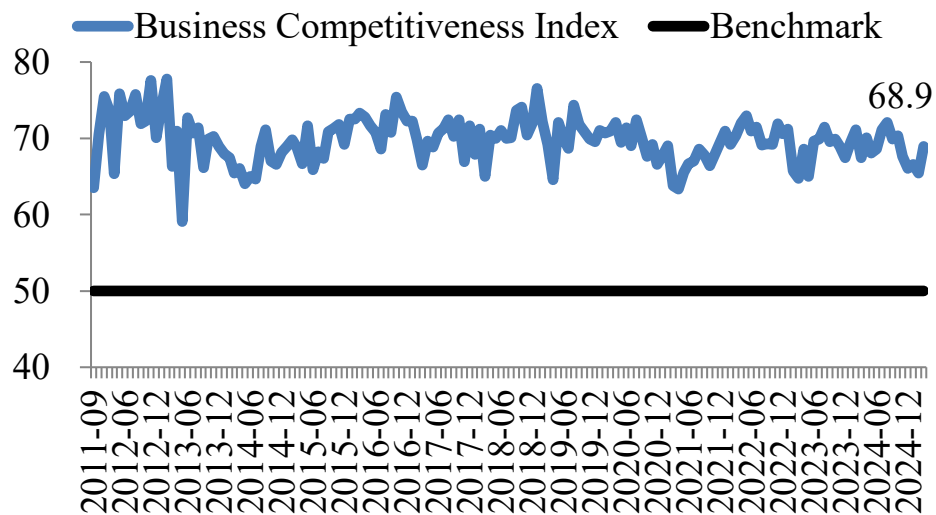
Figure 11



Source: CKGSB Case Center and Big Data Economic Research Center

Lastly, our survey included a question designed to gauge business competitiveness. It specifically asks businesses to assess their standing within their respective industries—whether they are above, below, or on par with the industry average. Utilizing the responses to this question, we have developed the Business Competitiveness Index; a higher index value denotes a more dominant position of the business within its industry. The survey data reveals that most sampled enterprises rank among the elite in their industries (**Figure 12**). This implies that our sample comprises relatively high-performing small and medium-sized private enterprises. In contrast, it suggests that the overall state of Chinese enterprises may be direr than what is indicated by our indices.

Figure 12



Source: CKGSB Case Center and Big Data Economic Research Center

Notes:

1. Survey Introduction

In June 2011, Cheung Kong Graduate School of Business (CKGSB) initiated the “CKGSB Business Conditions Index” project. This project aims to collect first-hand data on business operations through questionnaire surveys and create a series of indices reflecting the overall trends of China's macro economy. The survey targets CKGSB's executive education participants.

Starting in July 2011, under the guidance of Professor Wei Li, the Case Center and the Big Data Economic Research Center began the preliminary work, including questionnaire design and testing. In September 2011, the first round of the survey was successfully launched. From then until March 2025, the Case Research Center and the Big Data Economic Research Center conducted 160 rounds of surveys among participants (with a 3-month hiatus during the early stages of the project). As of now, the centers have published 155 rounds of survey results, covering the period from May 2012 to March 2025.

2. Index Explanation

All indices discussed in this report are diffusion indices, with the majority being forward-looking, thereby offering strong predictive capabilities. The indices use 50 as the benchmark: values above 50 indicate improvement or positive trends, while values below 50 signify deterioration or negative trends. This standard aligns with the Purchasing Managers' Index (PMI).

In the survey, we ask companies whether their products are consumer-facing or producer-facing, as well as their expectations regarding the price trends of their primary products over the next six months. By synthesizing the responses to these two questions, we can determine the future price trends for consumer goods and intermediate goods. The price trend index for consumer goods is referred to as the Consumer Goods Price Index, while that for intermediate goods is termed the Intermediate Goods Price Index.

Additionally, the survey asked companies to evaluate their performance relative to their industry—whether they are performing better, worse, or similarly compared to the industry average. Based on these responses, we calculate the Business Competitiveness Index. A higher index indicates a more significant proportion of sampled companies outperforming the overall industry conditions.

3. Calculation Methodology

In the survey, we asked all respondents (the sample population) whether a specific operational index of their company is expected to “increase”, “remain unchanged”, or “decrease” over the next six months compared to the same period last year. Based on the collected data, we calculated the percentages of responses for “increase”, “remain unchanged”, or “decrease”. We then computed the diffusion index for each question, which is the percentage of “increase” responses plus half of the percentage of “remain unchanged” responses. It is important to note that an “increase” sometimes signifies an improvement in the index, such as in the case of the Business Sales Index, but at other times, it indicates a deterioration, such as with the Business Labor Cost Index.

Among all the indices, the CKGSB Business Conditions Index (BCI) is the most important. This index is derived from the arithmetic mean of four sub-indices: sales, profit, financing, and inventory. Due to multiple adjustments in the composition of the sub-indices throughout the survey, the statistical caliber has varied over time, making simple comparisons inappropriate. However, the specific calculation method for this index has remained consistent: First, the BCI is calculated for each questionnaire, and then the index for the entire round of surveys is computed as the arithmetic mean of all individual indices.



About CKGSB

Cheung Kong Graduate School of Business (CKGSB) is a non-profit educational institution established with a donation from the Li Ka Shing Foundation and officially approved by the Chinese government. It holds independent legal entity status and is a member of the Association to Advance Collegiate Schools of Business (AACSB) and the European Foundation for Management Development (EFMD). CKGSB is also accredited by the Academic Degrees Committee of the State Council as a “Master of Business Administration Degree-Granting Institution” (including EMBA and MBA programs). Since its inception, CKGSB has been committed to “cultivating a group of world-class business leaders with global vision, the ability to integrate global resources, a sense of social responsibility, and an innovative spirit for China and the world”. The school strives to build a new generation of global business schools by fostering new perspectives, innovative thinking, broader horizons, higher aspirations, and value-driven orientations while actively promoting and leading the development of a new business civilization.

The establishment of CKGSB aims to seize the opportunities presented by China's sustained and rapid economic growth. Through its strategic approach of “capturing trends, understanding principles, and refining practices” and its educational philosophy of “integrating Chinese and Western perspectives”, CKGSB seeks to create a world-class business school with global recognition. The school promotes integrating the latest Western management research with cutting-edge local practices by attracting a group of internationally renowned professors to reside at CKGSB and immerse themselves in China. This approach aims to nurture a large number of world-class business leaders for the Greater China region and provide new thinking, perspectives, and strategies for Chinese enterprises as they expand globally.

Disclaimer

The information contained in this report is derived from publicly available sources and field research conducted by CKGSB's Case Center and Big Data Economic Research Center. While the Case Center and the Big Data Economic Research Center consider the sources of this information reliable, they do not guarantee accuracy or completeness. The materials presented in this report reflect the judgment of the Case Center and the Big Data Economic Research Center as of the date of publication, and these centers reserve the right to modify the report without prior notice. This report does not constitute any investment advice or private consultation recommendation. The Case Center and the Big Data Economic Research Center shall not be held liable for any losses from using the materials in this report. Recipients should not rely solely on this report to replace their independent judgment and should consider whether any opinions or suggestions in this report align with their personal circumstances.

Economic Research Team

Wei Li

Associate Dean, Cheung Kong Graduate School of Business

Professor of Economics

Director of Case Center

Director of Big Data Economic Research Center

+86 10 8518 8858ext.8104

wli@ckgsb.edu.cn

Chongqing Gu

Senior Research Fellow at the Case Center of Cheung Kong Graduate School of Business

+86 21 6269 6677

cqgu@ckgsb.edu.cn

Yi Zhou

Assistant Research Fellow at the Big Data Economic Research Center of Cheung Kong Graduate School of Business

+86 10 8537 8134

yizhou@ckgsb.edu.cn

Yi Huang

Research Assistant at the Case Center of Cheung Kong Graduate School of Business

+86 10 8537 8477

cc-pt@ckgsb.edu.cn

Siqi Liu

Research Assistant at the Big Data Economic Research Center of Cheung Kong Graduate School of Business

+86 10 8518 8858

bigdata-pt@ckgsb.edu.cn