

Dynamic Asset Allocation with Hidden Volatility*

Felix Zhiyu Feng
University of Notre Dame

Mark M. Westerfield
University of Washington

September 2017

Abstract

We study a dynamic continuous-time principal-agent model with endogenous cash-flow volatility. The principal supplies the agent with capital for investment, but the agent can misallocate capital for private benefit and has private control over both the volatility of the project and the size of the investment. The optimal contract can yield either overly-risky or overly-prudent project selection; it can be implemented as a time-varying cost of capital in the form of a hurdle rate. Our model captures stylized facts about the use of hurdle rates in capital budgeting and helps reconcile mixed empirical evidence on risk choice and managerial compensation.

JEL Classification: D82, D86, G31

Key Words: dynamic agency, continuous time, volatility control, capital budgeting, cost of capital

*We thank George Georgiadis, Will Gornall, Bruno Strulovici, Curtis Taylor, Lucy White, Yao Zeng and conference and seminar participants at BU, Duke, Notre Dame, UBC, the Midwest Economic Theory conference, and the Econometric Society NASM for helpful comments and suggestions.

Feng can be reached at ffeng@nd.edu; Westerfield can be reached at mwesterf@uw.edu

1 Introduction

The continuous-time framework is useful in the dynamic incentives literature, both because the assumption of frequent monitoring of output is realistic in many settings, and because the framework easily generates solutions to some types of incentive problems. However, continuous monitoring of output implies that the volatility of output is effectively observable, which has meant that there are almost no models with a moral hazard problem over volatility or over project scale.¹ This absence precludes the study of several interesting problems, including dynamic risk choice and capital intensity, and their consequences for the cost of capital.

This paper studies the optimal incentives in a principal-agent problem in which the agent can privately determine *both* capital intensity and risk (cash-flow volatility) for the projects that he manages, and the principal can continuously monitor output. We solve for the optimal incentives and show that they can be implemented in a straightforward way: the principal offers the agent a cost of capital (hurdle rate), and the agent chooses the capital allocation and cash-flow volatility optimally on his own. The agent is then compensated with a fraction of cash-flow residuals. We also show how our model captures stylized facts about hurdle rates and capital budgeting, and about dynamic risk-taking and pay-for-performance sensitivity.

The basic framework of our model borrows from [DeMarzo and Sannikov \(2006\)](#) and [Biais et al. \(2007\)](#). There is a principal (she) that has assets or projects, and she hires the agent (he) to manage them; the agent takes hidden actions that determine the cash flow from these projects. The principal creates incentives by observing output and granting the agent a fraction of that output (the agent's pay-for-performance incentives, or the agent's equity share of the project) as future consumption. When the project realizes a series of positive

¹Several recent papers such as [Cvitanić et al. \(2016b\)](#) and [Leung \(2014\)](#) have made attempts toward this end. We discuss these relevant studies later in this section.

cash-flow shocks, the principal pays the agent out of the accumulated promises; after a series of negative shocks, the relationship is terminated and the agent receives his outside value. The principal and agent are risk-neutral, but separation is costly – the sum of outside values is less than the value of the assets under the agent’s management – which makes the principal effectively risk averse. In particular, the risk to the principal is that volatility in the agent’s continuation value can lead to termination at the low end and payouts to the agent at the high end. The volatility of the agent’s continuation value is a product of the agent’s share of the project and the project’s cash-flow volatility.

We extend the framework by adding a choice of project scale and a risk-return relationship. Capital is granted to the agent by the principal, but we assume that the agent privately decides both the risk of the project and the amount of capital that is actually invested in the project. Any remaining capital is allocated to generate private benefits for the agent. Agency frictions of this kind are ubiquitous: for example, a corporate manager may choose enjoyable but unproductive projects, netting private benefits but an inferior risk-return frontier. Similarly, an asset manager may not want to exert maximal effort to maintain all the available projects or investment options. He obtains private benefits (e.g. shirking) and the risk-return frontier is pulled down. Thus, the principal must provide incentives to generate both the desired risk choice and the desired capital intensity to avoid such capital misallocation. The agent’s choice is constrained by the observability of total risk/volatility – it is the *components* of risk/volatility that are unobservable and subject to agency problems.

Our paper makes two major theoretical contributions and we demonstrate the empirical relevance of both. The first contribution is that we are able to jointly model capital intensity and risk in a moral hazard problem with continuous output. This is an important problem because it allows the study of how optimal risk-taking varies with managerial performance, while continuous time makes the analytical characterization of the optimal contract relatively simple. To circumvent the obstacle that volatility is observable for Brownian motions, we

combine the volatility control problem with another: what if the agent can choose both risk *and* capital intensity? Then output and its volatility, which is observable, is a product of two choices: the amount of capital used and the underlying volatility of each project, neither of which can be independently observed. The principal can condition on output to provide incentives that capital be used efficiently and that total risk is as desired, but her controls are not more granular than that.

We show that the optimal contract can lead to both overly-risky or overly-prudent risk choice, relative to the first-best. Following poor performance, the optimal contract reduces the volatility of the agent's continuation value to reduce the likelihood of costly separation. However, the volatility of the agent's continuation value has two components: the volatility of the project's cash flow, and the agent's exposure to it (his pay-for-performance sensitivity). How the principal reduces the volatility of the agent's continuation value depends on how we specify the risk-return relationship for the project; the key difference is how much additional risk the agent takes as incentives are made less intense. Under one class of projects, the principal intensifies incentives, increasing pay-for-performance sensitivity, to reduce cash-flow volatility, resulting in overly-prudent project choice. In the second class of projects, the principal relaxes incentives, reducing pay-for-performance sensitivity, and resulting in overly-risky project choice. In contrast to the risk adjustment, capital intensity is always (weakly) less than the first-best because more intensive use of capital implies higher cash-flow volatility and requires higher pay-for-performance sensitivity.

The second contribution is to demonstrate a generic and simple implementation for this type of problem. In a standard recursive optimal contract, the principal would allocate capital to the agent, command a certain level of total risk, and grant the agent a certain fraction of cash-flow residuals (equity share or pay-for-performance sensitivity). Our implementation allows the principal to grant the agent a single cost of capital (hurdle rate) that depends on the *agent's* choice of pay-for-performance sensitivity and total risk. Concretely,

the principal tells the agent “Take however much capital you like. If you want 10% of the cash-flow residuals (e.g. a 10% pay-for-performance sensitivity), then your cost of capital is 7%. If you want 15% of the residuals, your cost of capital is 8%.”² This cost of capital is subtracted from the project’s output, and the remainder is split between the principal and agent, as agreed. One interpretation of this hurdle rate is a preferred return to investors, which is standard in private equity contracts (see [Metrick and Yasuda \(2010\)](#) or [Robinson and Sensoy \(2013\)](#)). The cost of capital can also be a function of total risk, as well as the agent’s cash-flow residuals. This implementation allows the principal to control the agent with a set of relative prices rather than simply by assigning quantities.

Our implementation captures stylized facts about firms’ use of hurdle rates in capital budgeting.³ Firms systematically use hurdle rates that are significantly higher than both the econometrician-estimated and firm-estimated cost of capital, passing up positive NPV projects. Our model explains capital rationing and the hurdle rate gap through an agency perspective in which we embed the cost of capital. Our implementation also rationalizes two different practices that deviate from textbook cost of capital usage: failing to adjust for risk when setting divisional hurdle rates, and adjusting for idiosyncratic risk in addition to market risk at the firm level.

Finally, our results help reconcile empirical evidence regarding the correlation between investment risk and pay-for-performance sensitivity (PPS), which has been particularly ambiguous among existing studies.⁴ Our model points out that there are actually two different

²This example uses a cost of capital based on cash-flow residuals. We could equally well use total risk: “Take however much capital you like. If you want to generate total volatility equal to 15%, then your cost of capital is 7%. If you want total volatility equal to 25%, then your cost of capital is 9%.”. Combinations of cash-flow residuals and total risk are also possible.

³In Section 5, we summarize and condense the findings from [Jagannathan et al. \(2016\)](#), [Graham and Harvey \(2001\)](#), [Graham and Harvey \(2011\)](#), [Graham and Harvey \(2012\)](#), [Jacobs and Sivdasani \(2012\)](#), and [Poterba and Summers \(1995\)](#).

⁴[Prendergast \(2002\)](#) summarizes the related earlier theoretical as well as empirical studies. See Section 5 for more detailed discussion of this line of research

mechanisms through which incentive is determined. The first is a “static” mechanism, which is described by the agent’s incentive compatibility constraint, capturing the causal trade-off between incentives and risk. The second is a “dynamic” mechanism, which corresponds to the solution to the principal’s maximization problem, where risk, size and PPS jointly evolve according to the agent’s performance. Empirically, this means that the causal relationship between risk and PPS could be very different from their time-series correlations, which helps explain why existing studies failed to conclusively demonstrate how risk and PPS correlate with each other.

Two other studies that examine volatility control in continuous-time are [Cvitanić et al. \(2016b\)](#) and [Leung \(2014\)](#). [Cvitanić et al. \(2016b\)](#) (and [Cvitanić et al. \(2016a\)](#)) assess optimal control over a multi-dimensional Brownian motion when the contract includes only a terminal payment and is sufficiently integrable. They show the principal can attain her optimal value (possibly in a limit) by maximizing over contracts that depend only on output and quadratic variation. The setup is similar to earlier work by [Cadenillas et al. \(2004\)](#) and more broadly the literature on delegated portfolio control such as [Carpenter \(2000\)](#), [Ou-Yang \(2003\)](#) and [Lioui and Poncet \(2013\)](#), which focus on exogenous compensation and/or information structure. Another contemporaneous work involving volatility control is [Leung \(2014\)](#), who, like us, assumes that cash flow is made of two components: agent’s private choice of project risk and an exogenous market factor that is unobservable to the principal. However, to make the volatility choice meaningful, project risk must enter the agent’s objective function while the principal values only aggregate risk, and the reward from risk cannot substitute for the agent’s effort in the principal’s payoff function. Finally, [Epstein and Ji \(2013\)](#) develop a volatility control model based on an ambiguity problem. In contrast, we study a without loss of generality optimal contract under an economically sensible principal-agency environment and show that our contract can be implemented with a simple structure largely resembling the practice of capital budgeting. Other papers that investigate

agency problems and capital usage in the same model include He (2011) and DeMarzo et al. (2012) . We add to those papers by modeling an agency problem over capital intensity and the productivity of capital, as opposed to over mean cash flow or growth.

2 Model

In this section, we describe a principal-agent problem in which an agent is hired by a principal to manage an investment. The principal gives capital to the agent, and the agent allocates that capital among different projects or uses. Our key new assumption is that the principal can observe aggregate cash flow and aggregate volatility, but the agent’s project choice is hidden and some projects generate private benefits. Thus, the principal must design an incentive contract to induce the agent to choose the desired projects – the desired sources of cash flow and volatility.

2.1 The Basic Environment

Time is continuous. There is a principal that has access to capital and an agent that has access to projects. Both the principal and the agent are risk neutral. The principal has unlimited liability and a discount rate r , which is also her flow cost (rental rate) of liquid working capital. The agent has limited liability and a discount rate $\gamma > r$. The principal has outside option $L \geq 0$, and the agent $R \geq 0$, both of which are net of returning rented capital. The agent cannot borrow or save.

We will assume that the agent has access to a cash flow profile indexed by volatility σ , with $\sigma \geq \underline{\sigma} \geq 0$. Given a level of volatility and of invested capital $K_t \geq 0$, the agent’s project choice generates a cumulative cash flow Y_t that evolves as

$$dY_t = f(K_t) [\mu(\sigma_t)dt + \sigma_t dZ_t], \tag{1}$$

where Z_t is a standard Brownian motion. $\mu(\sigma)$ represents the agent's risk-efficient frontier: the best return that the agent can achieve given a level of volatility. $f(K)$ implements decreasing returns to scale: the agent has a limited selection of underlying projects, so each additional unit of capital is invested with less cash flow output.⁵ Both σ_t and K_t can be instantaneously adjusted without cost. That is, K_t represents *liquid working capital*, such as cash, machine-hours, etc.

Assumption 1 *We assume that $f(K)$ and $\mu(\sigma)$ are three-times continuously differentiable, and that*

1. $f(0) = 0$; $f'(K) > 0$; $f''(K) < 0$; $\lim_{K \rightarrow 0} f'(K) = \infty$; $\lim_{K \rightarrow \infty} f'(K) = 0$.
2. $\frac{d^2}{dK^2} \left(\frac{f(K)}{f'(K)} \right)^2 \geq 0$ for all $K > 0$.
3. *There is a minimum positive amount of capital that the principal can grant the agent: $K \in \{0 \cup [k_0, \infty)\}$ for some $k_0 > 0$ very small.*
4. $\mu'(\underline{\sigma}) > 0$; $\mu''(\sigma) < 0$; $\max_{\sigma \geq \underline{\sigma}} \mu(\sigma) > 0 > \lim_{\sigma \rightarrow \infty} \mu(\sigma)$.
5. $\frac{d^2}{d\sigma^2} \left(\frac{\sigma}{\mu(\sigma) - \sigma\mu'(\sigma)} \right)^2 \geq 0$ for all $\sigma \geq \underline{\sigma}$ with $\mu(\sigma) > 0$.

The first line gives standard decreasing-returns-to-scale assumptions for $f(K)$. We note that in our setting, $f'(0) = \infty$ does not prevent the principal from optimally giving the agent zero capital (see Property 6 in Section 3.2). The second line ensures that decreasing returns occurs smoothly enough for the principal's problem to be strictly concave, so that there are

⁵Allowing concavity in the production function can be more realistic than linearity (e.g. allowing for organizational frictions like a limited span of control), and the assumption generates a first-best with finite expected cash flow. Because our principal and agent are risk-neutral, the first-best will be achieved after some histories (see Section 3). In contrast, a linear production function (e.g. $f(K) = K$) implies infinite first-best expected cash flow. To compensate, one would need to make the agent risk averse, as in Sannikov (2008). This risk-aversion complicates the analysis somewhat, but it can generate a principal's value function that is strictly concave, so that the first-best cash flow is never implemented. In this alternative economy, the agent's consumption is smoother, but the fundamental agency problem remains unchanged, and the comparative statics in Section 3 and the implementation in Section 4 remain substantively similar.

no jumps in K_t . An example that meets these conditions is $f(K) = K^\alpha$, $\alpha \in (0, 1)$. The third assumption, that there is a minimum operating scale for the principal, is a technical assumption⁶, and one should think of k_0 as being very small: e.g. the principal cannot allocate less than one penny of capital without allocating zero capital.

Our assumptions on μ are designed to be flexible, and they amount to assuming that $\mu(\sigma)$ is smooth and hump-shaped.⁷ In particular, we can interpret $\mu(\sigma)$ as either risk-adjusted returns or average returns (i.e. returns under the risk-neutral probability measure or the physical measure).⁸ To ensure there is no investment “alpha” with infinite volatility, we assume that returns or risk-adjusted returns are decreasing and negative for large σ . At the same time, we assume the lower bound $\underline{\sigma}$ is loose enough that $\mu(\sigma)$ can be increasing for low values of σ . Together these assumptions make $\mu(\sigma)$ hump-shaped and imply that $\mu(\sigma)$ attains its maximum in the interior of σ . This maximum value will also be the first-best. The final assumption ensures that the variance of the agent’s continuation value is convex in the standard deviation of the project’s cash flow, which is innocuous.

The first-best in our setting is standard: the principal chooses the optimal capital and

⁶This assumption greatly decreases the level of mathematical formalism needed to prove the existence and uniqueness of the Hamilton-Jacobi-Bellman ODE. See [Piskorski and Westerfield \(2016\)](#) for such a proof when the principal’s control can go continuously to zero. Our assumption is a restriction on the principal rather than on the agent: incentive compatibility conditions will still be required at $K = k_0$.

⁷Examples of $\mu(\sigma)$ that meet these conditions include $\mu(\sigma) = \sigma^\alpha - b\sigma$, $\alpha \in (0, \frac{1}{2})$ or $\mu(\sigma) = b\sigma - \sigma^\alpha$, $\alpha > 1$. In addition, if the agent has access to several projects with normally distributed cash flows, the mean-variance efficient frontier is given by $\mu(\sigma) = \underline{\mu} + C\sqrt{\sigma^2 - \underline{\sigma}^2} - b\sigma$, which fits our assumptions as long as C and $\underline{\mu}$ are not too large.

⁸One can think of our principal and agent as maximizing the value of marketable claims, in which case expectations should be understood as being taken under the risk-neutral measure, with the cash-flow process (1) and $\mu(\sigma)$ defined similarly. Alternately, the principal and agent may be simply risk-neutral, in which case expectations and the cash-flow process should be understood as being taken over the physical measure. Risk-adjustment adds a negative drift to dY_t , so that $dZ_t^Q = dZ_t^P - bdt$ where b is the price of risk; our model accommodates this effect by allowing the subtraction of $b\sigma$ from $\mu(\sigma)$. However, our principal and agent must be using the same measure; otherwise, their risk-neutral preferences would cause pay-for-outcome sensitivity to be infinite after some histories even without an agency problem. See [Adrian and Westerfield \(2009\)](#) for an example of how a principal and dogmatic agent bet on their differing beliefs in a risk-averse setting.

volatility of investment $\{K^{FB}, \sigma^{FB}\}$ by solving

$$\max_{K \in \{0 \cup [k_0, \infty)\}; \sigma \geq \underline{\sigma}} [f(K)\mu(\sigma) - rK]. \quad (2)$$

Our assumptions are sufficient for $\{K^{FB}, \sigma^{FB}\}$ to be characterized by the first-order conditions $0 = \mu'(\sigma^{FB})$ and $r = f'(K^{FB})\mu(\sigma^{FB})$.

2.2 The Agency Friction

The principal supplies capital K_t to the agent and a recommended level of volatility σ_t . The agent then chooses two hidden actions: true volatility $\hat{\sigma}_t$ and the actual amount of investment \hat{K}_t in productive, risky projects. In addition to productive projects, the agent has access to a project that produces zero cash flow but some private benefits. The agent allocates the remaining $K_t - \hat{K}_t$ capital to this zero-cash-flow project and receives a flow of private benefits equal to $\lambda(K_t - \hat{K}_t)dt$. Thus, the agent can mix between projects with high cash flow and projects with high private benefits. We assume $0 < \lambda \leq r$, which means capital misallocation is (weakly) inefficient: capital cannot be used to generate private benefits in excess of its rental cost.

The cash-flow process Y is observable to the principal. Given the properties of Brownian motions, the principal can infer the true overall volatility, denoted Σ_t . For concreteness, consider a heuristic example: a principal observes $dX_t = a_t dt + b_t dZ_t$ with X_0 known and $b_t > 0$, but the principal does not observe either a_t or b_t directly. The ability to observe the path of X implies the ability to observe the path of X^2 . Since $d(X_t^2) - 2X_t dX_t = b_t^2 dt$, the principal is able to infer b_t along the path. Because volatility is effectively observable, the principal can impose a particular level (e.g. by terminating the agent if the proper level is not observed). We make the more direct assumption that the principal simply controls the

total cash-flow volatility, Σ_t , with

$$\Sigma_t \equiv f(K_t)\sigma_t = f(\hat{K}_t)\hat{\sigma}_t. \quad (3)$$

The second equality is the constraint that the agent must achieve the desired level of total volatility with his hidden choices.

The agency friction in our model comes from the fact that the principal does not observe the *source* of volatility – intensive capital use or risky projects. The agent can allocate $K_t - \hat{K}_t$ capital to the unproductive project while increasing the volatility in the productive project ($\hat{\sigma} > \sigma_t$), keeping aggregate volatility (Σ_t) constant. In so doing, the agent enjoys total private benefits $\lambda(K_t - \hat{K}_t)$. Thus, the principal provides an incentive contract to induce the agent to choose the desired *components* of volatility; the agent must be induced not to take bad risks that hide bad project choices.⁹

Our agency problem can be interpreted in several different ways:

- In a corporate setting, choosing $\hat{K}_t < K_t$ simply means indulging in fun but unproductive projects. Thus, a manager with a desire for the quiet life (e.g. [Bertrand and Mullainathan \(2003\)](#)), or a manager who prefers not to travel to make site inspections (e.g. [Giroud \(2013\)](#)) would both qualify.

- A manager might not want to spend the effort to maintain all possible opportunities.

For example, a money manager might watch a smaller number of potential investments.

In doing so, he gains private benefits from shirking $\lambda\Delta_t$, and the efficient investment

⁹In our model, private benefits are linked to excess volatility at the project level, despite the fact that private benefits have no direct effect on cash-flow volatility. Instead, the effect is indirect: the agent allocates capital to the unproductive project and compensates with an excessively volatile productive project choice. Our setup contrasts with models that assume the agent generates risk directly from consuming private benefits – for example, shirking might mean increasing disaster risk, as in [Biais et al. \(2010\)](#) and [Moreno-Bromberg and Roger \(2016\)](#). Despite the direct/indirect difference, both classes of models share the property that stronger incentives reduce project volatility (see Section 3.1).

frontier is reduced to $f(K - \Delta_t) (\mu(\hat{\sigma}_t)dt + \hat{\sigma}_t dZ_t)$. Here, Δ_t plays the role of $K_t - \hat{K}_t$. This interpretation is particularly relevant for investment or asset managers.¹⁰

2.3 Objective Functions

Contracts in our model are characterized using the agent's continuation utility as the state variable. Denote the probability space as (Ω, \mathcal{F}, P) , and the filtration as $\{\mathcal{F}_t\}_{t \geq 0}$ generated by the cash-flow history $\{Y_t\}_{t \geq 0}$. Contingent on the filtration, a contract specifies a payment process $\{C_t\}_{t \geq 0}$ to the agent, a stopping time τ when the contract is terminated, a sequence of capital $\{K_t\}_{t \geq 0}$ under the agent's management, and a sequence of recommended volatility levels $\{\sigma_t\}_{t \geq 0}$. $\{C_t\}_{t \geq 0}$ is non-decreasing because the agent is protected by limited liability. All quantities are assumed to be integrable and measurable under the usual conditions.

Given a contract, the agent chooses a given set of policy rules $\{\hat{K}_t, \hat{\sigma}_t\}_{t \geq 0}$. The agent's objective function is the expected discounted value of consumption plus private benefits

$$W_t^{\hat{K}, \hat{\sigma}} = E_{\hat{K}, \hat{\sigma}} \left[\int_t^\tau e^{-\gamma(s-t)} (dC_s + \lambda(K_s - \hat{K}_s) ds) + e^{-\gamma\tau} R \middle| \mathcal{F}_t \right] \quad (4)$$

while the principal's objective function is the expected discounted value of the cash flow, minus the rental cost of capital and payments to the agent

$$V_t^{\hat{K}, \hat{\sigma}} = E_{\hat{K}, \hat{\sigma}} \left[\int_t^\tau e^{-r(s-t)} (dY_s - rK_s ds - dC_s) + e^{-r\tau} L \middle| \mathcal{F}_t \right] \quad (5)$$

where both expectations are taken under the probability measure associated with the agent's

¹⁰An example is mimicking an index by actively managed funds (e.g. [Cremers and Petajisto \(2009\)](#)). The portion of assets not actively managed can be viewed as $K - \hat{K}$. However, to camouflage his inactivity, the manager makes some risky (high σ) investments to achieve an overall risk that is different from that of the market index. In other words, from the investor's point of view, the manager takes some bad risks to hide his bad project choices. Further, putting Δ_t inside $f(\cdot)$ simply means that the manager experiences an increasing cost to shirking, consistent with the idea that the manager will shirk by reducing investment in the least productive projects first.

choices.

We now define the optimal contract:

Definition 1 *A contract is incentive compatible if the agent maximizes his objective function by choosing $\{\hat{K}_t, \hat{\sigma}_t\}_{t \geq 0} = \{K_t, \sigma_t\}_{t \geq 0}$.*

A contract is optimal if it maximizes the principal's objective function over the set of contracts that 1) are incentive compatible, 2) grant the agent his initial level of utility W_0 , and 3) give $W_t^{K,\sigma} \geq R$.

This definition restricts our analysis to contracts that involve no capital misallocation because we have defined incentive compatible contracts to mean $\hat{K}_t = K_t$. This is without loss of generality as long as misallocation is inefficient ($\lambda \leq r$), which we show in Property 10. In developing the optimal contract in Section 3, we will restrict attention to contracts that implement zero misallocation.

3 The Optimal Contract

In this section we derive the optimal contract. We begin by characterizing some properties of incentive compatible projects and then proceed to the principal's Hamilton-Jacobi-Bellman (HJB) equation. We end with a categorization of contract types and some comparative statics. Our discussion in the text will be somewhat heuristic; proofs not immediately given in the text are in the Appendix.

3.1 Continuation Value and Incentive Compatibility

The following proposition summarizes the dynamics of the agent's continuation value W_t as well as the incentive compatibility condition:

Proposition 1 *Given any contract and any sequence of the agent's choices, there exists a predictable, finite process β_t ($0 \leq t \leq \tau$) such that W_t evolves according to*

$$dW_t = \gamma W_t dt - \lambda(K_t - \hat{K}_t)dt - dC_t + \beta_t \left(dY_t - f(\hat{K}_t)\mu(\hat{\sigma}_t)dt \right) \quad (6)$$

The contract is incentive compatible if and only if

$$\{K_t, \sigma_t\} = \arg \max_{\hat{K}_t \in [0, K_t]; f(\hat{K}_t)\hat{\sigma}_t = f(K_t)\sigma_t} \left[\beta_t f(\hat{K}_t)\mu(\hat{\sigma}_t) - \lambda \hat{K}_t \right] \quad (7)$$

If the contract is incentive compatible, then $\beta_t \geq 0$ and

$$dW_t = \gamma W_t dt + \beta_t \Sigma_t dZ_t - dC_t. \quad (8)$$

The dynamics of W_t can be derived using standard martingale methods. The first three terms on the right hand side of (6) reflect the promise keeping constraint: because the agent has a positive discount rate, any utility not awarded today must be compensated with increased consumption in the future. The last term is the pay-for-performance component due to the presence of agency. Substituting the incentive compatible policy functions, $\{\hat{K}_t, \hat{\sigma}_t\} = \{K_t, \sigma_t\}$, into (6) yields (8).

The incentive compatibility condition is a maximization over the discretionary part of the agent's instantaneous payoff. Given the evolution of the agent's continuation value (6), the agent chooses \hat{K}_t and $\hat{\sigma}_t$ to maximize his flow utility:

$$\beta_t E[dY_t] + \lambda(K_t - \hat{K}_t)dt = \beta_t f(\hat{K}_t)\mu(\hat{\sigma}_t)dt + \lambda(K_t - \hat{K}_t)dt.$$

Because the agent cannot borrow on his own, he must choose $\hat{K}_t \in [0, K_t]$. Similarly, since the principal can monitor aggregate volatility (3), the agent must choose his controls such

that $f(\hat{K}_t)\hat{\sigma}_t = f(K_t)\sigma_t = \Sigma_t$. The resulting maximization problem is given in (7).

The agency friction does not prevent the principal from implementing the first-best. In fact, the principal can do so even without giving the agent a full share of the project's cash flow:

Property 1 *By choosing $\beta_t = \frac{\lambda}{r} \leq 1$ and $K_t = K^{FB}$, the principal implements $\{K^{FB}, \sigma^{FB}\}$.*

To see this, we can substitute $\beta_t = \frac{\lambda}{r}$ into (7) to show that the resulting optimization problem produces the same outcome as the first-best optimization (2). With a slight abuse of notation, we will call $\frac{\lambda}{r} = \beta^{FB}$ the level of incentives which, when combined with K^{FB} , implements the first-best policies in the second-best problem.

In fact, our agency friction and cash flow description prevents the principal from implementing very-high or very-low volatility projects. The principal is required to be somewhat moderate in her risk-taking:

Property 2 *The principal cannot implement very-low volatility ($\sigma \leq \underline{\sigma} \equiv \arg \max \frac{\mu(\sigma)}{\sigma}$) projects.*

The principal will never choose to implement very-high volatility ($\sigma \geq \bar{\sigma} \equiv \max\{\sigma | \mu(\sigma) = 0\}$) projects.

To obtain the exclusion of very-low volatility choices, we can rewrite the average cash flow using $E[dY_t] = \Sigma_t \frac{\mu(\hat{\sigma}_t)}{\hat{\sigma}_t}$, where Σ_t is aggregate volatility and set by the principal. If $\hat{\sigma} < \arg \max \frac{\mu(\sigma)}{\sigma}$, the agent can increase $\hat{\sigma}$ and also increase average cash flow. At the same time, holding *aggregate* volatility Σ_t constant implies some capital is now allocated for private benefits. Thus, $\hat{\sigma} < \arg \max \frac{\mu(\sigma)}{\sigma}$ cannot be a maximizing policy for the agent,¹¹ and very-low volatility projects are never incentive compatible.

¹¹In addition, $\hat{\sigma} = \arg \max \frac{\mu(\sigma)}{\sigma}$ is also infeasible (and undesirable). Inspection of (7) with $E[dY_t] = \Sigma_t \frac{\mu(\hat{\sigma}_t)}{\hat{\sigma}_t}$ shows that $\sigma = \underline{\sigma}$ requires $\beta_t = \infty$.

Further, from Assumption 1, the (possibly risk-adjusted) returns to very-high volatility projects are negative. The principal can always generate zero cash flow with zero volatility by giving the agent zero capital. In addition, we will show in the next section that the principal's value function is concave. This means that the principal will never choose to implement a value of $\sigma > 0$ that generates negative expected cash flow.

In contrast to the previous results, the principal can and will implement moderate volatility projects. To continue, we invert the agent's maximization problem (7) to find what value of β_t will implement a particular value of $\{\sigma_t, K_t\}$:

Property 3 For $\sigma_t \in (\underline{\sigma}, \bar{\sigma})$, incentive compatible contracts require

$$\beta_t \geq \beta(\sigma_t, K_t) = \frac{\lambda}{f'(K_t)} \times \frac{1}{\mu(\sigma_t) - \mu'(\sigma_t)\sigma_t} \quad (9)$$

Furthermore,

$$\frac{\partial}{\partial \sigma} \beta(\sigma, K) = \beta(\sigma, K)^2 \sigma \mu''(\sigma) < 0 \quad (10)$$

$$\frac{\partial}{\partial K} \beta(\sigma, K) = -\frac{f''(K)}{f'(K)} \beta(\sigma, K) > 0 \quad (11)$$

The algebra is in the appendix. $\beta_\sigma < 0$ is consistent with our earlier intuition that the principal uses stronger incentives to increase the efficiency of risk-taking – to increase $\frac{\mu(\sigma)}{\sigma}$ – which implies reducing volatility in the intermediate- σ range.

We can think of $\beta_K > 0$ as follows: decreasing returns to scale in production means that the marginal value of capital used in production declines as capital is increased, but our linear private benefits assumption means that the marginal value of capital in producing private benefits is unchanged. In other words, there is a shortage of good projects but not bad projects. Thus, stronger incentives are needed to induce the agent to retain capital for productive purposes when projects are already large. Agency acts to exacerbate decreasing

returns to scale – more K means more intense agency problems – as it is more difficult to prevent capital misallocation when there is a large amount of capital in place.

A key feature of our analysis is that the principal will use moderate, variable incentives at times, but zero capital is preferred to weak incentives:

Property 4 *For any fixed, positive level of K , there is a positive lower bound on β : $\beta(K, \bar{\sigma}) > 0$. The global lower bound on $\beta(K > 0, \sigma)$ is $\beta(k_0, \bar{\sigma}) > 0$.*

To see this, we remember that the principal will never choose negative expected returns, which implies $\sigma \leq \bar{\sigma}$ (Property 2). However, our initial assumptions on $\mu(\sigma)$ (Assumption 1) are sufficient for $\mu(\bar{\sigma}) = 0$ to imply $\mu'(\bar{\sigma}) < 0$, and so the formula for $\beta(K, \sigma)$ (9) implies $\beta(K, \bar{\sigma}) > 0$.

Property 4 means that there is an *incentives gap*: weak incentives can only implement very inefficient uses of capital; those uses are inefficient enough that returns are negative on average. Thus the principal will only reduce the volatility of the agent’s continuation value ($\beta_t f(K) \sigma_t$ from (8)) below a certain point by reducing the capital allocated to the project, and not by reducing incentives.

We illustrate the solution to the agent’s problem in Figures 1 and 2. For those figures, $CF(K, \sigma) = f(K)\mu(\sigma) - rK$, i.e. the project’s cash flow net of the principal’s rental cost of capital. $CF(\beta, \Sigma)$ is the same quantity, with $\{K, \sigma\}$ given from $\{\beta, \Sigma\}$ by inverting (9) and (3).

3.2 The Principal’s Value Function

Given the results of Proposition 1, the principal’s problem is to maximize her objective function (5), subject to the incentive compatibility constraint (7), the law of motion for W_t (8), and the agent’s participation constraint ($W_t \geq R$).

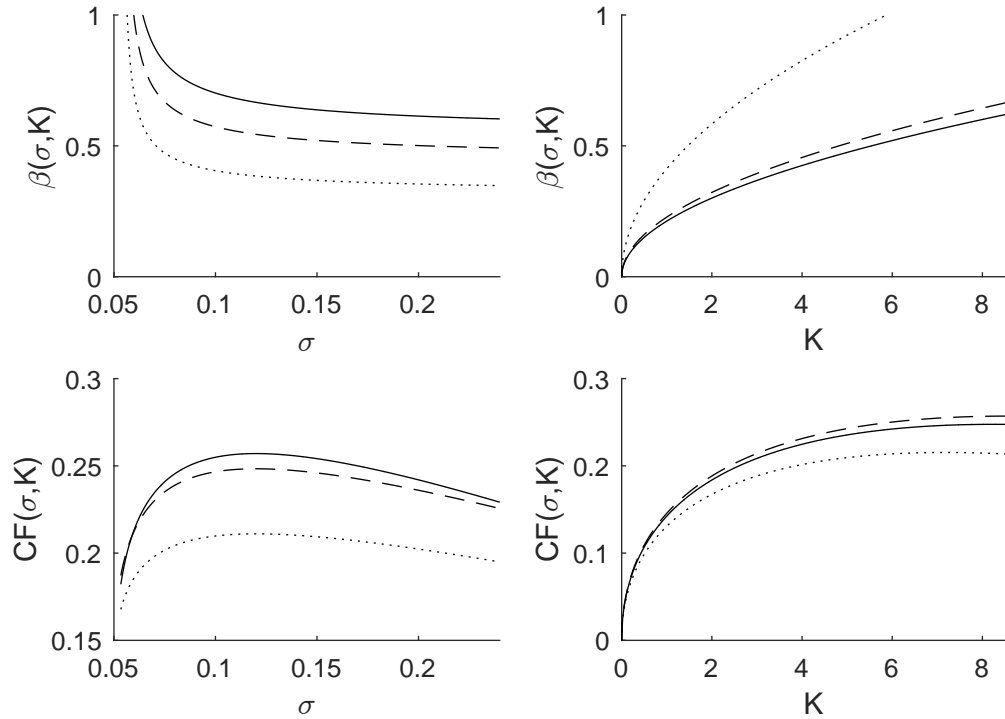


Figure 1: The top-left plot displays $\beta(\sigma, K)$ as a function of σ for $K = K^{FB} = 8.56$ (solid line), $K = \frac{2}{3}K^{FB}$ (dashed line), and $K = \frac{1}{3}K^{FB}$ (dotted line). The top-right plot displays $\beta(\sigma, K)$ as a function of K for $\sigma = \sigma^{FB} = 0.12$ (dashed line), $\sigma = \frac{1}{2}\sigma^{FB}$ (dotted line), and $\sigma = \frac{3}{2}\sigma^{FB}$ (solid line). The bottom two plots display $CF(K, \sigma) = f(K)\mu(\sigma) - rK$ as a function of σ for each of the three values of K used in the top row, and as a function of K for each of the three values of σ used in the top row. These plots are generated using $\lambda = 0.02$, $r = 0.03$, $f(K) = 3K^{\frac{1}{2}}$, and $\mu(\sigma) = 0.07 + 0.5(\sigma^2 - 0.05^2)^{\frac{1}{2}} - 0.55\sigma$.

We now provide an intuitive derivation of the optimal contract. The agent's continuation utility W is a sufficient state variable to characterize the principal's maximal payoff under the optimal contract. Let $F(W)$ be the principal's expected payoff (5) for the optimal contract given the agent's continuation value. To simplify the discussion, we will assume in the text that the function F is concave and \mathcal{C}^2 , at least on the relevant region of W . We prove this result in the appendix. $\beta(W)$ is understood to mean $\beta(\sigma(W), K(W))$, with $\beta(\sigma, K)$ defined in (9). Similarly for $\Sigma(W)$ from (3). We will formalize the first set of results in Proposition 2, with a proof in the appendix.

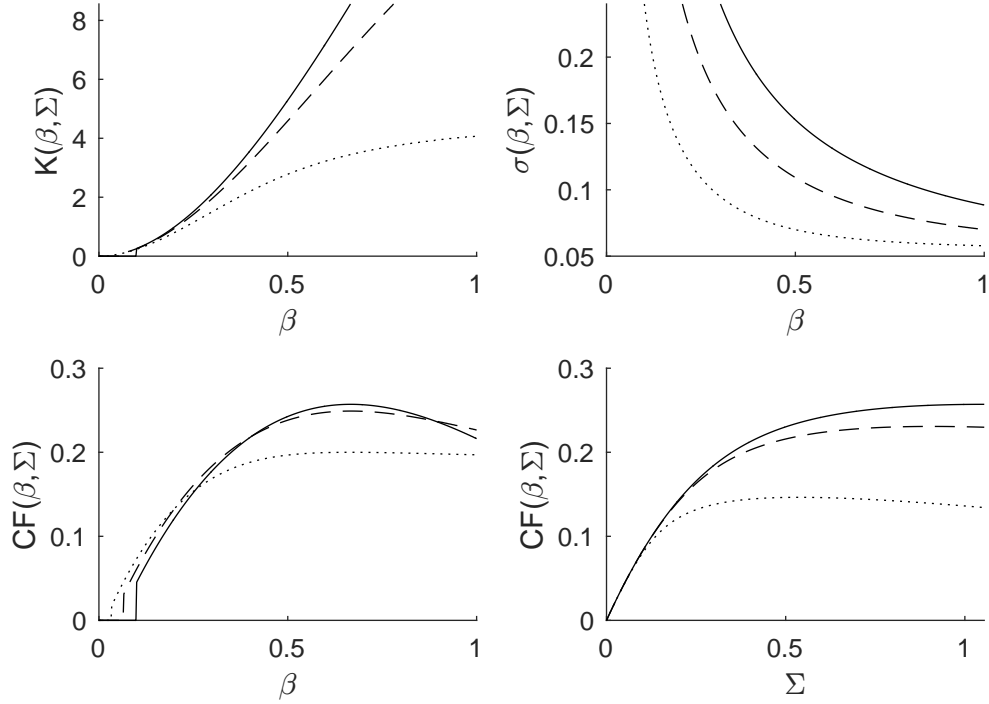


Figure 2: The top-left plot displays $K(\beta, \Sigma)$ as a function of β for $\Sigma = \Sigma^{FB} = 1.05$ (solid line), $\Sigma = \frac{2}{3}\Sigma^{FB}$ (dashed line), and $\Sigma = \frac{1}{3}\Sigma^{FB}$ (dotted line). The top-right plot displays $\sigma(\beta, \Sigma)$ as a function of β for $\Sigma = \Sigma^{FB} = 1.05$ (solid line), $\Sigma = \frac{2}{3}\Sigma^{FB}$ (dashed line), and $\Sigma = \frac{1}{3}\Sigma^{FB}$ (dotted line). The bottom two plots display $CF(\beta, \Sigma)$ as a function of β for each of the three values of Σ used in the top row, and as a function of Σ for $\beta = \beta^{FB} = \frac{\lambda}{r} = 0.67$ (solid line), $\beta = \frac{2}{3}\beta^{FB}$ (dashed line), and $\beta = \frac{1}{3}\beta^{FB}$ (dotted line). These plots are generated using $\lambda = .02$, $r = .03$, $f(K) = 3K^{\frac{1}{2}}$, and $\mu(\sigma) = 0.07 + .5(\sigma^2 - 0.05^2)^{\frac{1}{2}} - 0.55\sigma$.

The principal will pay the agent only when the agent's continuation utility exceeds a given threshold:

Property 5 *The principal pays the agent when $W_t \geq W_C$, where W_C is chosen so that $F'(W_C) = -1$ and $F''(W_C) = 0$. If $W_0 > W_C$, an immediate transfer is made to the agent.*

The principal can always make a lump-sum payment to the agent of dC , moving the agent from W to $W - dC$. This transfer benefits the principal only if $F(W - dC) - dC \geq F(W)$, so we have no transfers if $F'(W) \geq -1$. Thus, we define $W_C = \min\{W | F'(W) \leq -1\}$, and the smooth-pasting condition is $F'(W_C) = -1$. Since W_C is optimally chosen and the

principal has linear utility, we have the super-contact condition $F''(W_C) = 0$.¹² This property generates our first boundary condition, at the right boundary W_C .

The next step is to write out the Hamilton-Jacobi-Bellman equation for $W \in [R, W_C]$. Applying Ito's lemma yields

$$dF(W_t) = \gamma W_t F'(W_t) dt + \frac{1}{2} \beta_t^2 f(K_t)^2 \sigma_t^2 F''(W_t) dt + \beta_t f(K_t) \sigma_t F'(W) dZ_t$$

Because the principal's value function is concave, she will always use the minimum value of β_t to implement a given σ_t . Thus, we can write $\beta_t = \beta(\sigma_t, K_t)$, given by (9), and the principal's value function solves

$$rF(W) = \max_{K \in \{0 \cup (k_0, \infty)\}; \sigma \in (\underline{\sigma}, \bar{\sigma})} \left[f(K) \mu(\sigma) - rK + \gamma W F'(W) + \frac{1}{2} \beta^2(K, \sigma) f^2(K) \sigma^2 F''(W) \right] \quad (12)$$

To proceed, we need two more facts before we characterize the solution: the principal can avoid default entirely by choosing $K = 0$, and the principal will only ever choose $K = 0$ at $W = R$. This property generates our second boundary condition:

Property 6 *Termination is optional for the principal: if the principal chooses $K(\tilde{W}) = 0$, then the law of motion for W_t (8, with $\Sigma = 0$) implies that W_t reflects upward at \tilde{W} . The principal will optimally choose $K = 0$ only at $W = R$, and only when $L \leq L^*$, for some constant L^* .*

The algebra and formal arguments are in the appendix.

The first fact – that the principal only chooses $K = 0$ at $W = R$ – arises because setting $K = 0$ is costly, and so the principal wishes to delay paying that cost as long as possible.

¹²See Dumas (1991) for a general discussion of the smooth-pasting and super-contact conditions.

There are two costs to setting $K = 0$. One is an opportunity cost because any time with $K = 0$ is time the principal might otherwise have positive expected cash flow. The second cost is that by causing W_t to reflect early, the principal is causing W_t to reflect upward at a level that is closer to the agent's consumption boundary, so the agent will be awarded consumption sooner. The second fact is that the principal only chooses $K = 0$ if L is low. This is economically very clear: the principal only avoids default and termination if her value in default is low. If L is high enough, the principal simply accepts default rather than pay the costs associated with $K = 0$.

The principal's value function is concave because of the costs associated with termination, even if termination does not occur in equilibrium. If $L > L^*$, there is a direct cost associated with termination as long as L is less than the discounted, first-best cash flow. This cost makes volatility undesirable, and the principal's value function is concave. If $L < L^*$, there is a direct cost to termination that the principal avoids in equilibrium, choosing instead to pay the opportunity cost of shutting down the project. The principal forgoes the project's cash flow, allowing the agent's continuation value to reflect upwards.

We formalize our derivation as follows:

Proposition 2 *A solution to the principal's problem exists, is unique, is concave on $W \in [R, W_C]$, has $F'(W_C) = -1$ and $F''(W_C) = 0$, solves (12), is \mathcal{C} for all W and \mathcal{C}^3 for all $W \in (R, W_C)$, and has $F(R) = L > L^*$ if $K(R) > 0$ and $F(R) = L^*$ if $K(R) = 0$. The agent's continuation utility evolves as in (8), which has a unique weak solution.*

We illustrate our construction in Figure 3.

3.3 Contract Description

We have characterized the solution as an ODE with boundary conditions. Now, we describe the properties of the optimal contract and some comparative statics.

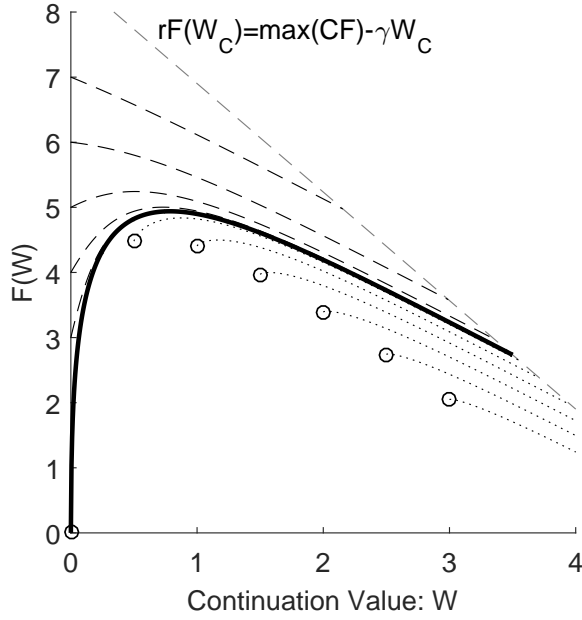


Figure 3: We generate solutions to the HJB equation by varying the right boundary point W_C along the line described by $rF(W_C) = \max(CF) - \gamma W_C$ (dashed grey line), which has $F'(W_C) = -1$ and $F''(W_C) = 0$. Our parameter choice implies $L^* = 0$. The solid line is the solution with $F(R = 0) = 0 = L^*$. The small circles indicate values of W with $K(W) = 0$, at which point W reflects upward. The dotted lines below the solid line are also solutions to the HJB, but they have early shutdown ($K(W > R) = 0$) without termination (small circles) and achieve lower values for the principal. The dashed lines above the solid line are solutions with default in equilibrium, $F(R) = L > L^*$ and $K(R = 0) > 0$. The plot uses $\mu(\sigma) = 0.07 + .5(\sigma^2 - 0.05^2)^{\frac{1}{2}} - 0.55\sigma$ (e.g. the efficient frontier for a mixture of normally distributed payoffs) and $f(K) = 3K^{\frac{1}{2}}$.

The first step is to show that the principal implements the first best when the agent's continuation utility is high enough:

Property 7 *If $W = W_C$, then $\beta = \frac{\lambda}{r}$, $\sigma = \sigma^{FB}$, and $K = K^{FB}$.*

To see this, one can substitute the smooth pasting and super-contact boundary conditions into the principal's HJB equation (12) and compare to the definition of the first-best policies (2). Property 1 showed that $\beta = \frac{\lambda}{r}$ implemented the first best.

Property 6 gives us optional default at the left boundary, $W = R$, and Property 7 gives us the first best at the right boundary, $W = W_C$. Next, we want to describe the principal's controls between the left and right boundaries.

There are two useful ways of understanding the principal's choices. The first is to examine the cash-flow inputs, $\{K, \sigma\}$. These give us capital and risk choices at the investment level. The second is to examine the principal's volatility controls, $\{\Sigma, \beta\}$. These give us volatility and incentive choices at the relationship level. The mapping between $\{K, \sigma\}$ and $\{\Sigma, \beta\}$ is given by the formulas for Σ and β (3 and 9).

To proceed, we first define, with a slight abuse of notation,

$$E[dY - rKdt] = CF(K, \sigma) = CF(\Sigma, \beta) \quad (13)$$

$$g(K) = \lambda \frac{f(K)}{f'(K)} \quad (14)$$

$$h(\sigma) = \frac{\sigma}{\mu(\sigma) - \sigma\mu'(\sigma)} \quad (15)$$

Then, we can write the HJB equation (12) as

$$rF(W) = \max_{K, \sigma} \left[CF(K, \sigma) + \gamma W F'(W) + \frac{1}{2} g(K)^2 h(\sigma)^2 F''(W) \right] \quad (16)$$

$$rF(W) = \max_{\Sigma, \beta} \left[CF(\Sigma, \beta) + \gamma W F'(W) + \frac{1}{2} \Sigma^2 \beta^2 F''(W) \right] \quad (17)$$

Our model produces some easy comparative statics. Since the first best is achieved at W_C with $F''(W_C) = 0$, the revised HJB equations (16 and 17) show that first-best is characterized by $CF_K(K, \sigma) = CF_\sigma(K, \sigma) = CF_\Sigma(\Sigma, \beta) = CF_\beta(\Sigma, \beta) = 0$. Assumption 1 implies that $g'(K) > 0$, and that we can use the first-order conditions to characterize the choices of $\{K, \sigma\}$ and $\{\Sigma, \beta\}$. Direct calculation yields

Property 8 *The principal chooses $\Sigma_t \leq \Sigma^{FB}$, $\beta_t \leq \beta^{FB}$, and $K_t \leq K^{FB}$.*

If $h'(\sigma) > 0$, the principal chooses $\sigma_t \leq \sigma^{FB}$. If $h'(\sigma) < 0$, then the principal chooses $\sigma_t \geq \sigma^{FB}$.

The inequalities are strict for $W < W_C$, and follow from $F'' < 0$.

This property shows that the agency friction always causes the principal to reduce incentives below the level that would induce the first-best policies ($\beta_t \leq \beta^{FB}$), and to do so in a way that reduces cash-flow volatility ($\Sigma_t \leq \Sigma^{FB}$). This is not a-priori obvious: the source of risk for the principal is volatility in the agent's continuation value, which can lead to a loss in default or near-default. Importantly, this risk is driven by the volatility of the agent's continuation value, not the volatility of the project's cash flow. The volatility of the agent's continuation value is the *product* $\Sigma\beta$, and so one can imagine that the principal might reduce the agent's share of volatility, imposing weaker incentives and allowing for more volatile cash flow. However, both Σ and β increase the expected cash flow, and they are complements in the cost term ($\frac{1}{2}\beta^2\Sigma^2F''(W)$), so the principal reduces them both. This is not the case with project-level volatility, as we now describe.

Property 8 shows that the optimal contract may implement levels of project-based risk (σ) that are higher or lower than the first-best. The reason is that σ affects the volatility of the agent's continuation value through two opposing mechanisms: on the one hand, Property 3 shows that $\beta_\sigma < 0$. That is, implementing a smaller σ (which leads to a more risk-efficient cash flow) requires stronger incentives. On the other hand, cash-flow volatility is increasing in project-level volatility since $\Sigma = f(K)\sigma$. The volatility of the agent's continuation value is a product of these two effects, $\Sigma_\sigma > 0$ and $\beta_\sigma < 0$, so whether the optimal contract implements a higher or lower σ relative to the first-best depends on which effect dominates.

The function $h(\sigma)$ captures the effect of σ on continuation value volatility ($\Sigma\beta = g(K)h(\sigma)$). When $h'(\sigma) > 0$, this means that higher project-level volatility implies higher continuation-value volatility, and the principal reduces risk by reducing both volatilities – implementing σ that is lower than the first-best. When $h'(\sigma) < 0$, higher project-level volatility implies lower continuation-value volatility, and the principal reduces her risk by offering weak incentives – implementing σ that is higher than the first-best. The critical distinction here is between cash-flow volatility and continuation-value volatility. The agency problem dictates that it is

the risk of default and termination that generates losses – and therefore the agent’s continuation value volatility that generates risk – but risky projects can be implemented by giving the agent a small share of those projects, and this creates low continuation-value volatility.

In contrast, while capital K also affects the size of the agency problem through the same two channels, it does so in the same direction because β_K and Σ_K are both positive. Thus the optimal contract always features under-investment ($K_t \leq K^{FB}$) relative to the first best.

We can also assess the marginal rate of technical substitution between project inputs ($\{K, \sigma\}$) and between the principal’s incentive tools ($\{\Sigma, \beta\}$). Combining the first-order conditions to eliminate the F'' term yields

Property 9 *For W such that $K > k_0$, we have*

$$\frac{CF_K(K, \sigma)}{CF_\sigma(K, \sigma)} = \frac{g'(K)h(\sigma)}{g(K)h'(\sigma)} \quad (18)$$

and

$$\frac{\partial CF(\Sigma, \beta)}{\partial \ln \Sigma} = \frac{\partial CF(\Sigma, \beta)}{\partial \ln \beta} = -\Sigma^2 \beta^2 F''(W) \geq 0 \quad (19)$$

The inequality in (19) is strict for $W < W_C$, and follows from $F''(W) < 0$.

The first equation (18) shows that the principal sets the marginal rate of technical substitution between K and σ for cash flow ($CF(K, \sigma)$) equal to that for volatility ($g(K)h(\sigma)$). This is the direct tradeoff between capital intensity and project choice: volatility in the agent’s continuation value (i.e. volatility that leads to default) is the cost of positive cash flow, and so the principal equalizes the marginal values of K and σ .

The second equation (19) gives another view of the principal’s optimization problem. The principal has two volatility controls: aggregate cash-flow volatility (Σ), and the fraction of that volatility carried by the agent (β). We see that the principal maintains equality in

logs for the marginal products of these choice variables. For example, a 10% increase in aggregate volatility and a 10% increase in the agent’s share will, in equilibrium, have equal effects on expected cash flow. Then, both Σ_t and β_t are reduced – their marginal product increased – when the principal is effectively more risk averse.

We illustrate an optimal contract in Figure 4. We label solutions for $h'(\sigma) > 0$ and $\sigma_t \leq \sigma^{FB}$ as “Under- σ ”; solutions for $h'(\sigma) < 0$ and $\sigma_t \geq \sigma^{FB}$ are “Over- σ ”.

Finally, we note that the optimal contract is robust to considering positive capital misallocation in equilibrium:

Property 10 *If we generalize Definition 1 to allow for capital misallocation (private benefits) in optimal contracts, then all optimal contracts implement zero misallocation, except possibly at W_C .*

The proof is in the appendix. The intuition is that misallocation is assumed to be weakly inefficient ($\lambda \leq r$).

4 Implementation

In this section, we show that the optimal contract can be implemented with a startlingly simple structure: the principal assigns the project a hurdle rate, against which to measure agent performance, and the agent chooses everything else (capital obtained from the principal, capital actually invested, project risk, and pay-for-performance sensitivity). Of course, the principal can restrict the agent’s choice to a subset of those variables as well.

In its most basic form, the principal offers to rent capital to the agent as follows:

- The fixed capital of production (the assets that have liquidation value L) is assigned a price ϕ_t that the agent pays out of his continuation value (e.g. in forgone future consumption).

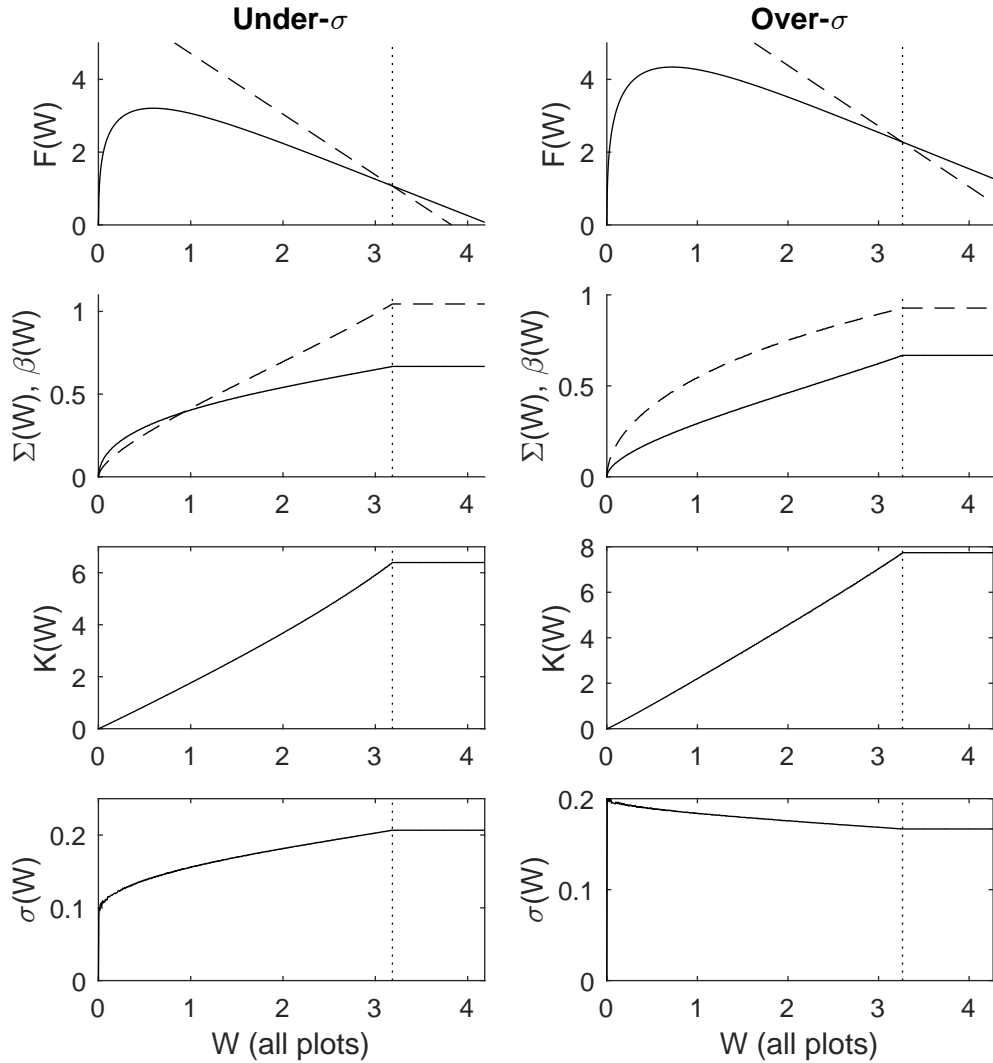


Figure 4: All plots are generated using $f(K) = 2K^{\frac{1}{2}}$, $L = 0$, $R = 0$, $\lambda = 0.02$, $r = 0.03$, and $\gamma = 0.05$. The ‘Under- σ ’ column uses $\mu(\sigma) = \frac{1}{3}\sigma^{\frac{1}{2}} - 0.37\sigma$ and generates $W_C = 3.19$; the ‘Over- σ ’ column uses $\mu(\sigma) = -3\sigma^2 + \sigma$ and generates $W_C = 3.27$. In the top row, the solid line is $F(W)$, and the dashed line is the right-boundary condition $rF(W_C) = \max[CF(K, \sigma)] - \gamma W_C$. In the second row, the solid line is $\beta(W)$ and the dashed line is $\Sigma(W)$.

- The variable capital of production, \tilde{K}_t , is assigned a price per unit of $\theta_t(\tilde{\beta}_t, \tilde{\Sigma}_t)$, which the agent pays out of project cash flow.¹³

¹³We write $\theta_t(\tilde{\beta}_t, \tilde{\Sigma}_t)$ rather than $\theta(\tilde{\beta}_t, \tilde{\Sigma}_t)$ to emphasize that the function $\theta_t(\cdot)$ can be varying with the state of the economy.

- The agent chooses $\{\tilde{K}_t, \tilde{\beta}_t, \tilde{\Sigma}_t\}$. The tilde notation is used to indicate that those quantities are choices of the agent. The agent then chooses $\{\hat{K}_t, \hat{\sigma}_t\}$ (capital allocated to productive projects and the associated volatility, as in the standard problem) to generate cash flow dY_t .

The *net* project cash flow is

$$dY_t^{NEW} \equiv dY_t - \tilde{K}_t \theta_t (\tilde{\beta}_t, \tilde{\Sigma}_t) dt, \quad (20)$$

with $\phi_t dt$ taken directly from the agent's continuation value. The agent receives a $\tilde{\beta}_t$ fraction of net project cash flow. This implies that the project's cash flow bears the full cost of capital while the agent bears a fraction $\tilde{\beta}$. Thus, in addition to a more abstract incentive device, we can interpret the hurdle rate as a preferred return to investors, which is standard in private equity contracts (see [Metrick and Yasuda \(2010\)](#) or [Robinson and Sensoy \(2013\)](#)).

This setup allows the agent to choose his own equity share, the cash-flow volatility, and the capital quantity used. The principal only offers a (time-varying) cost of capital that is adjusted if the agent announces he will take a different cash-flow residual ($\tilde{\beta}$) or generate undesired volatility ($\tilde{\Sigma}$). In addition, the principal imposes the constraint that the agent must choose the set $\{\tilde{\beta}, \tilde{K}, \tilde{\Sigma}\}$ to be either all strictly positive or all zero. To induce the agent to choose $\{\tilde{\beta} = 0, \tilde{K} = 0, \tilde{\Sigma} = 0\}$, the principal offers $\{\phi, \theta\} = \{0, \infty\}$.

The adjusted cash-flow technology (20) does not change the basic information asymmetry problem because the adjustment is observable to both sides. The agent's choices of $\{\tilde{K}_t, \tilde{\beta}_t, \tilde{\Sigma}_t\}$ are observable to the principal, even without the cost of capital mechanism: $\tilde{\beta}$ because the principal can always observe the cash-flow residual she pays to the agent, \tilde{K}_t because the principal can observe the capital she turns over to the agent, and $\tilde{\Sigma}_t$ from the quadratic variation in dY_t .¹⁴

¹⁴To avoid any technical issues, we will simply assume that the agent commits to using the value of $\tilde{\Sigma}$

The agent's continuation utility evolves as

$$dW_t = \gamma W_t dt - \lambda(\tilde{K}_t - \hat{K}_t)dt - dC_t + \tilde{\beta}_t dY^{NEW} - \phi_t dt \quad (21)$$

As in the optimal contract setting, the agent's incentive compatible choices will be determined by maximizing his flow utility. The key intuition is that the principal is just offering the agent a modified technology. Instead of generating the cash flow dY_t from (1), the agent is told to generate cash flow using technology dY_t^{NEW} from (20). This modified technology is then used to calculate the output on which the agent's continuation value is based. In addition, the principal sets ϕ_t to capture any remaining rents, keeping the agent's continuation utility a discounted martingale. As long as the modified technology generates the same choices as the optimal contract, we will say it implements the optimal contract:

Proposition 3 *If the principal offers the agent a hurdle rate $\{\phi, \theta(\tilde{\beta}, \tilde{\Sigma})\}$ such that*

$$\phi = \max_{\tilde{K} \in \{0 \cup [k_0, \infty)\}; \tilde{\Sigma} \geq 0; \tilde{\beta} \geq 0; \tilde{K} \geq \hat{K} \geq 0} \left[\tilde{\beta} f(\hat{K}) \mu \left(\frac{\tilde{\Sigma}}{f(\hat{K})} \right) + \lambda(\tilde{K} - \hat{K}) - \tilde{\beta} \tilde{K} \theta(\tilde{\beta}, \tilde{\Sigma}) \right] \quad (22)$$

under the constraint that $\{\tilde{\beta}, \tilde{K}, \tilde{\Sigma}\}$ must be all strictly positive or all zero, then the agent will optimally choose the maximizing values of $\{\tilde{K}, \tilde{\Sigma}, \tilde{\beta}, \hat{K}\}$ and W_t will evolve as in (8). If the maximizing values are equal to $\{K, \Sigma, \beta, K\}$ from the optimal contract, then cash flow and consumption will be the same as in the optimal contract.

announced to the principal.

If the principal chooses ϕ_t and $\theta_t(\tilde{\beta}, \tilde{\Sigma}) = \lambda/\tilde{\beta} + [b_t(\tilde{\beta} - \beta)]^+ + [c_t(\tilde{\Sigma} - \Sigma)]^+$ with

$$b_t = \frac{1}{\tilde{\beta}_t K_t} f(K_t) \mu(\sigma_t)$$

$$c_t = \frac{1}{K_t} \mu'(\sigma_t)$$

$$\phi_t = \tilde{\beta}_t f(K_t) \mu(\sigma_t) - K_t \lambda$$

then the maximizing values in (22) are equal to $\{K, \Sigma, \beta, K\}$.

This proposition follows the same basic logic of the standard incentive compatibility condition (Proposition 1). The agent maximizes flow utility, and we write that problem as (22). This maximization includes the agent's share of the project's cash flow ($\tilde{\beta}E[dY^{NEW}] = \tilde{\beta}E[dY] - \tilde{\beta}\tilde{K}\theta(\tilde{\beta}, \tilde{\Sigma})$) and any utility from misallocation ($\lambda(\tilde{K} - \hat{K})$). ϕ_t is then set so that the average change in the agent's discounted continuation value is zero (i.e. the continuation value is a discounted martingale).

Put differently, while it is usually assumed that the principal takes the agent's output from the underlying productive technology as the performance criterion, the principal can in fact look at any performance criterion that she likes. In this case, the principal adds a process by which she bills the project for capital in order to induce the agent to choose the right level of capital. Because this adjustment is known to all sides, it does not change the underlying moral hazard problem. This intuition appears to be general: the principal can choose an augmented cash-flow process that induces the agent to choose the right level of capital, cash-flow volatility, and cash-flow share.

One unexpected aspect to this implementation is that the agent can choose his own compensation structure – his own pay-for-performance sensitivity $\tilde{\beta}_t$. This is surprising because the private benefit from capital misallocation, λ , is fixed. For example, in [DeMarzo and Sannikov \(2006\)](#) the desired pay-for-performance sensitivity is implemented with inside

equity that is chosen so that the marginal benefit from reporting additional cash flow is equal to the marginal benefit from capital misallocation. Both are constant. Instead, our model works by having the agent trade off two different controls, $\tilde{\beta}_t$ and \tilde{K}_t . If $\tilde{\beta}_t$ is chosen to be very small, the cost of capital will be very high, and so the agent has to use the capital productively to avoid a loss of continuation value. If $\tilde{\beta}_t$ is chosen to be high, then capital is cheap, but the gains to capital misallocation are lower than the agent's chosen cash-flow residual (pay-for-performance sensitivity).

There are many θ_t functions that implement the optimal contract, but they are restricted in several ways. First, we must have $\tilde{\beta}\theta(\tilde{\beta}, \tilde{\Sigma}) \geq \lambda$ with equality for $\tilde{\Sigma} = \Sigma$ and $\tilde{\beta} = \beta$ (i.e. equality at the desired optimum). This implies that the cost of capital born by the agent, $\beta\theta$, is never lower than λ , so that the agent never wants to request excess capital for misallocation. In fact, if the agent chooses the combination of risk and pay-for-performance desirable to the principal, then the agent will be indifferent to any feasible level of capital (\tilde{K}_t).

Secondly, using (22) and a first-order condition, we obtain the *incentive-compatible* marginal product of capital, which is

$$\frac{\partial}{\partial K_t} \mathbb{E} \left[dY_t = f(K_t) \mu \left(\frac{\Sigma_t}{f(K_t)} \right) \right] = \frac{\lambda}{\beta_t} dt.$$

Thus, the total cost of capital charged to the agent at the optimum is set equal to the incentive-compatible marginal product of capital, which is higher than the principal's cost of capital r , except when the first-best is being implemented.

Thirdly, if there is sufficient differentiability in θ_t , as in our example, we must have

$$\begin{aligned} \frac{\partial}{\partial \tilde{\beta}} \tilde{\beta} \tilde{K} \theta(\tilde{\beta}, \tilde{\Sigma} = \Sigma) &= f(K) \mu \left(\frac{\Sigma}{f(K)} \right) \\ \frac{\partial}{\partial \tilde{\Sigma}} K \theta(\tilde{\beta} = \beta, \tilde{\Sigma}) &= \mu' \left(\frac{\Sigma}{f(K)} \right) \end{aligned}$$

which are first order conditions at the optimum of the agent's maximization problem (22). Using the explicit functional form for θ , and combining that with the first-order conditions, we generate b_t and c_t in Proposition 3. These values are interpretable:

- $K_t c_t = \frac{\partial}{\partial \tilde{\Sigma}_t} K_t \theta_t(\tilde{\beta}_t = \beta_t, \tilde{\Sigma}_t)$ is the marginal value of additional volatility. From (1) and (3), we have $\frac{\partial}{\partial \Sigma_t} \mathbb{E} \left[dY_t = f(K_t) \mu \left(\frac{\Sigma_t}{f(K_t)} \right) \right] = \mu'(\sigma_t) dt$. We can divide by K_t to obtain the per-unit-of-capital marginal value of volatility, which is used as c_t .
- The value to the agent of increasing $\tilde{\beta}_t$ has two components, given that he chooses zero private benefits. The first is that he gains more from his share of the project, and the second is that the project pays a higher total cost of capital. These are equal at the given value of b_t .

Finally, ϕ_t is set so that the agent's gain from the project is zero in expectation. The total producer surplus from the modified technology, given the cost of capital, is $f(K_t) \mu(\sigma_t) - K_t \frac{\lambda}{\beta_t}$: the value of output minus the total cost of the inputs. Multiplied by the agent's optimal share (β_t), we obtain ϕ_t . In other words, the principal charges a flat fee so as to take all of the producer surplus.

We illustrate our result in Figure 5.

We argue in the next section that the above interpretations are consistent with empirical observations regarding the practice of capital budgeting. Because the θ_t function that implements the optimal contract is not unique, we cannot predict what the cost of capital should be for an *arbitrary* level of capital, risk and pay-for-performance. However, our implementation requires that $\theta_t = \frac{\lambda}{\beta_t}$ when the optimal combination of those choices are made. We thus can generate testable hypotheses regarding the marginal cost of capital *in equilibrium*. We discuss those hypotheses in the next section.

One interesting point is that the risk-adjustment term (c_t) is not always positive. In solutions for which $\sigma_t \leq \sigma^{FB}$, the principal reduces average cash-flow volatility in response

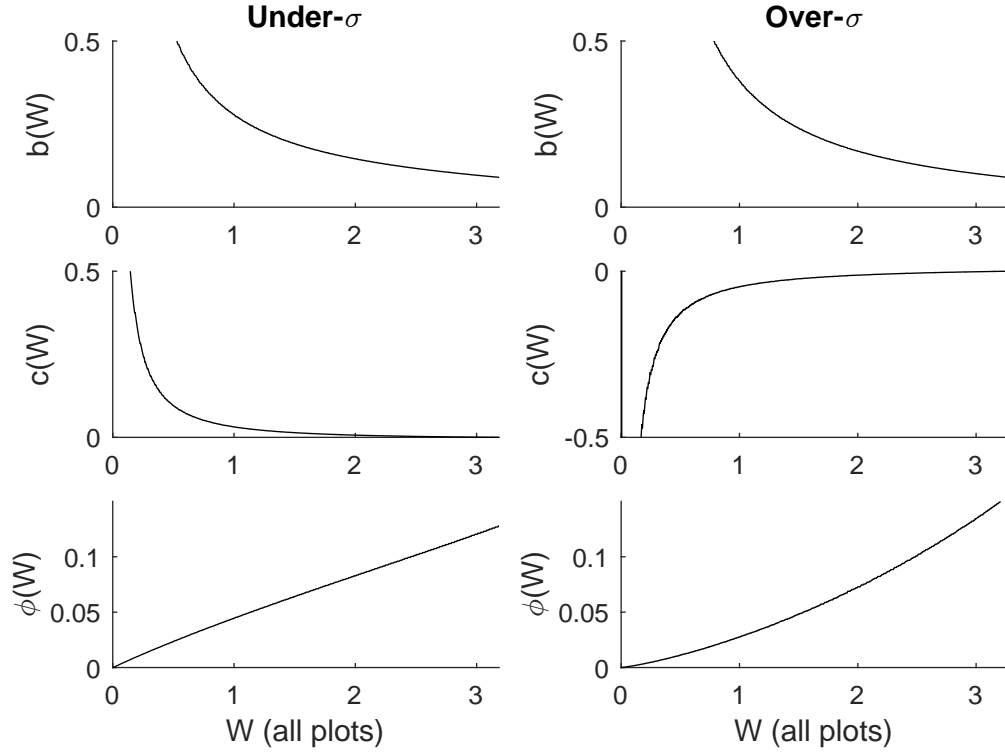


Figure 5: These plots are calculated using the values from Figure 4 and depict the functions in Proposition 3. All plots are generated using $f(K) = 2K^{\frac{1}{2}}$, $L = 0$, $R = 0$, $\lambda = 0.02$, $r = 0.03$, and $\gamma = 0.05$. The ‘Under- σ ’ column uses $\mu(\sigma) = \frac{1}{3}\sigma^{\frac{1}{2}} - 0.37\sigma$ and generates $W_C = 3.19$; the ‘Over- σ ’ column uses $\mu(\sigma) = -3\sigma^2 + \sigma$ and generates $W_C = 3.27$.

to the possibility of default, and this is accomplished by making the cost of total volatility positive. However, for solutions with $\sigma_t \geq \sigma^{FB}$, the principal can reduce the risk of default by reducing incentives; the agent picks more volatile projects, but total volatility $\Sigma\beta$ is lower. To implement these solutions, the principal must induce the agent to take levels of risk for which the marginal product is *negative*. She does so by offering a negative risk adjustment to the cost of capital.

In fact, this implementation is robust to some modifications. One is how we interpret the agent’s continuation value. As written, it is a pool of implicit promises from the principal to the agent; the principal promises more future consumption when cash flow realizations are positive and then takes consumption out of that pool. However, as is standard in this

type of model, the pool of implicit promises can be made into an explicit account (e.g. a line of credit in [DeMarzo and Sannikov \(2006\)](#) or a cash balance in [Biais et al. \(2007\)](#)). Let M_t be the balance on an account in the agent's name, and assume that the agent's cash-flow residuals from the projects are paid into the account, the agent's consumption is withdrawn from the account, the agent pays $\phi_t - \gamma R$ to the principal for the right to operate the project, and that the account pays an interest rate of γ . Then we have

$$dM_t = \gamma M_t + \tilde{\beta}_t dY_t^{NEW} - (\phi_t - \gamma R) dt - dC_t \quad (23)$$

It is the case that $W_t = M_t + R$, so the agent consumes at $M_t = W_C - R$ and termination occurs if $L < L^*$ and $M_t = 0$.¹⁵ A dynamic programming verification theorem is sufficient to show that such an account will implement the optimal contract.

Finally, we have written the implementation so that the cost of variable capital (θ_t) is deducted from the project cash flow instead of the continuation value. This is not required; we could deduct the cost of variable capital from the cash or the line of credit directly. The only difference is whether we interpret the cost of capital as being paid by the agent or by the project (e.g. a preferred return to outside investors, or not). We can also take either β_t or Σ_t out of the agent's choice set; i.e. we have presented the most decentralized implementation by giving the agent the choice over both β_t and Σ_t as well as K_t , but that is not required.

¹⁵If one wants the account to pay interest r , then, with this configuration, the agent pays the principal $\phi_t - \gamma R - (\gamma - r)M_t$ for the right to operate the project. In addition, since the agent is indifferent to the timing of his own consumption (as in [DeMarzo and Sannikov \(2006\)](#) and [Biais et al. \(2007\)](#)), we can assume that the agent chooses consumption at the principal's desired time.

5 Empirical Discussion

5.1 Capital Budgeting and the Cost of Capital

There is broad empirical agreement on the basic stylized facts surrounding the use of hurdle rates for capital budgeting¹⁶:

- Most or almost all firms use DCF methods with a hurdle rate. That hurdle rate is substantially above *both* the econometrician-estimated and firm-estimated cost of capital. For example, [Jagannathan et al. \(2016\)](#) find an average hurdle rate of 15% compared to an average cost of capital of 8%. They find that this is not likely to be caused by behavioral biases or driven by managerial exaggeration.
- Firms engage in deliberate capital rationing. This rationing is often a response to non-financial constraints; more than half of firms report that they pass up apparently positive NPV projects because of constraints on managerial time and expertise (55.3%, [Jagannathan et al. \(2016\)](#)).
- Most firms use a company-wide hurdle rate. Only 15% of the firms use divisional hurdle rates ([Graham and Harvey \(2001\)](#)).
- About as many firms adjust for idiosyncratic risk as for market risk (65.4% versus 63.4%, [Jagannathan et al. \(2016\)](#)).

Our model is consistent with these results on hurdle rates and capital rationing: the principal chooses a hurdle rate that is higher than the firm's cost of capital, and this is optimal because the agency problem imposes a constraint on the use of managerial time and expertise. The principal must offer the agent a portion of residual cash flow in order

¹⁶This list is a summary of results in [Jagannathan et al. \(2016\)](#), [Graham and Harvey \(2001\)](#), [Graham and Harvey \(2011\)](#), [Graham and Harvey \(2012\)](#), [Jacobs and Sivdasani \(2012\)](#), and [Poterba and Summers \(1995\)](#).

to induce the desired project choice and capital usage. This portion, combined with limited liability on the part of the manager, creates the possibility of termination, which entails the loss of a high NPV project. To avoid the larger loss, the principal accepts the smaller loss of reducing the scale of the agent’s activity, reducing the volatility of the agent’s residual claim. In short, our model suggests that extracting the full value of the “time and expertise” of managers is an agency problem that requires the principal to reduce the scale of the agent’s production or investment activity. The mechanism by which the principal reduces the scale of the agent’s activity is a capital rationing, created by a high hurdle rate.

Moreover, our model is consistent with firms using company-wide rather than divisional hurdle rates, and with firms adjusting for idiosyncratic risk in addition to market risk. Our model contains two risk adjustments, one explicit and one implicit. The explicit risk adjustment applies to total risk: the hurdle rate is adjusted by the agent’s choice of Σ . The purpose of capital rationing in our model is to reduce the agent’s exposure to volatility. The level of incremental capital rationing due to total risk (c_t) varies with manager’s performance, but it is usually small. Recall that $c_t = \frac{1}{K_t} \mu'(\sigma)$, and that K_t can be a large number while $\mu'(\sigma)$ comes from a first-order condition and is usually near zero. In fact, risk adjustment is strictly zero at the first-best (since $\mu'(\sigma^{FB}) = 0$), and it is only large near default (when W is away from W_C and near R ; see e.g. Figure 5). A difference between our work and past work is the interpretation of this adjustment for total (including idiosyncratic) risk: it does not need to be a mistake or create an agency-based loss of value. Instead, it can be an optimal response to an agency problem, which is that the firm should reduce the volatility of the agent’s residual cash flow.

The implicit risk adjustment is contained in our original assumption about $\mu(\sigma)$. The principal may be interested in maximizing the present discounted value of risk-adjusted cash flow; in other words, our principal can be maximizing under the risk-neutral probability measure \mathbb{Q} . This is the case when $\mu(\sigma) = \sigma^a - b\sigma$, which we interpret to mean that raw

returns are σ^a , and there is a price of risk b , so that the risk-adjusted returns are $\sigma^a - b\sigma$. Because this is an interpretation of a functional form, we cannot make a strong prediction on how the principal should adjust for systematic risk, except to say that our principal should be maximizing the present value of marketable claims, and this should include an adjustment for market risk. However, because the cost of capital in our model is equal to the incentive-compatible marginal value of capital, this already includes the adjustment for market risk in $\mu(\sigma)$.

The ‘over- σ ’ case has different mechanics. Here, the principal offers a negative adjustment for total risk in addition to any adjustment for market risk. We regard the ‘over- σ ’ case as somewhat non-standard in the corporate setting, but it does indicate that risk adjustment does not need to follow the textbook CAPM-based direction in order to be optimal. Further, adjusting the hurdle rate down for higher risk is not completely without support. In [Graham and Harvey \(2012\)](#), some CFOs responded that they may lower the hurdle rate to encourage managers to take risky investments.

In addition, our model makes several predictions that can be tested in the time series, which is a natural place to examine the dynamics of risk adjustment and capital costs. First, capital rationing should decrease after success and increase after failure. In particular, the gap between the hurdle rate and the cost of capital should be smaller after success than after failure. Second, adjustments of the hurdle rate for idiosyncratic risk should be conditional: larger after failure than after success.

5.2 Risk-Taking and Pay-Performance Sensitivity

A central result in our model is that dynamic adjustment in risk-taking (σ) can lead to overly-risky or overly-prudent investments. The source of this result is the difference between the volatility of the agent’s inside value – which is what drives the principal’s termination/default

risk – and the volatility of the cash flow. To get there, we start with our model’s basic agency problem: the agent can secretly use capital for high private benefit projects (e.g. capital misallocation), and thus incentives are used to ensure that capital is invested efficiently. Stronger incentives are used to generate lower volatility, more risk-efficient projects. However, the relevant risk to the principal is not the volatility of the project’s cash flow, it is instead the volatility of the agent’s continuation value. The bad outcome for the principal is that the agent leaves or is terminated, and the principal’s fixed assets cannot be used effectively in the future. The volatility of the agent’s continuation value is the product of project cash-flow volatility and the intensity of incentives. Thus, depending on model specification, risk reduction can mean reducing project volatility or allowing project volatility to increase in order to reduce incentive intensity. One result is that actions that look like risk-shifting can actually be risk-reducing.

A second important result is that there is a strong difference between static and dynamic adjustments to incentives. Empirically, the time series and the cross section might look very different because of different sources of variation. Consider, for example, the static $\beta(K, \sigma)$ function in (9): we have $\beta_\sigma < 0$, meaning that for any given state of the world, stronger incentives *cause* lower project risk-taking. However, when we consider the path of incentives and risk-taking over time (see, e.g. Figure 4), the correlation between incentives and total risk (β and Σ) is always *positive*. In addition, the correlation between incentives and project risk (β and σ) is positive in the ‘under- σ ’ specification, although not in the ‘over- σ ’ specification. Thus, the causal results of incentives and the dynamic correlation can have opposite signs. We illustrate this in Figure 6, where the solid line is how the economy evolves as a function of W , and the dashed lines are the function $\beta(K, \sigma)$ for two different values of K .

Empirically, this result means that our model predicts different results for time series and cross-sectional tests in the ‘under- σ ’ specification, because the source of variation is different.

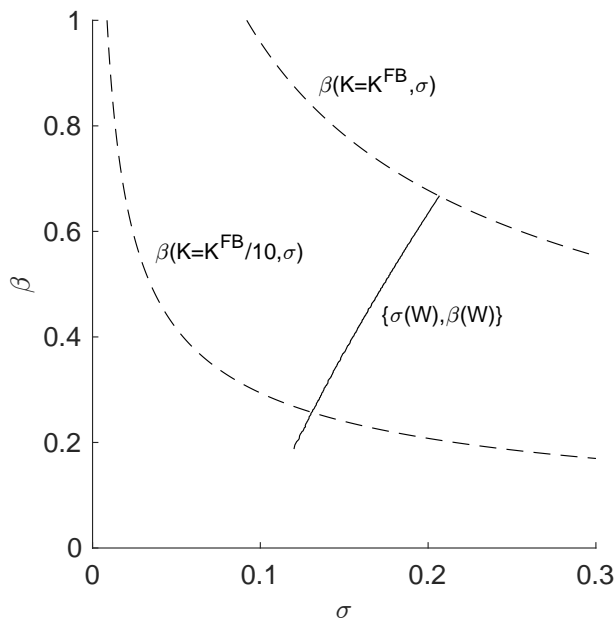


Figure 6: These plots depict β as a function of σ (equation 9) and the locus of points $\{\beta(W), \sigma(W)\}$ (the solution to 12). The plots are generated using the ‘under- σ ’ specification from Figure 4: $f(K) = 2K^{\frac{1}{2}}$, $L = 0$, $R = 0$, $\lambda = 0.02$, $r = 0.03$, $\gamma = 0.05$, and $\mu(\sigma) = \frac{1}{3}\sigma^{\frac{1}{2}} - 0.37\sigma$.

If the dominant source of variation is the history of success or failure (which changes over time), then we should see a positive relationship between the agent’s share and volatility. This is movement along the dynamic curve, and may be more likely in time series variation. If the dominant source of variation is firm characteristics that are stable and not the history of success or failure, then we might see a negative relationship between the agent’s share and volatility. Further, an experiment or identification that correctly uncovers the causal mechanism between the agent’s share and volatility uncovers movement along the static curve, which generates a negative relationship.

The ‘over- σ ’ specification does deliver another empirical test. In settings with easily scalable investment and in which the relevant risk is agent-separation, rather than default, increasing project risk after failure should be more common. Investment funds, especially mutual funds and hedge funds, would seem to be good examples. They have no explicit risk

of default, and to the extent that fund manager skill is real, the primary danger to fund value is that the high-skill manager leaves. In fact, many empirical results, (e.g. [Chevalier and Ellison \(1997\)](#), [Aragon and Nanda \(2011\)](#), [Huang et al. \(2011\)](#)) find increasing project risk after failure to be the case. However, those studies often attribute the increase in risk to convex incentive schemes. Our mechanism is different: increasing project risk actually decreases termination risk. A useful empirical test would be to distinguish changes in inside and outside values, and to see to what extent that difference impacts investment risk.

6 Further Discussion

It is useful to connect two aspects of our model to analogous models of hidden effort, such as [DeMarzo and Sannikov \(2006\)](#) and [Zhu \(2013\)](#). In particular, [Zhu \(2013\)](#) shows that the principal can relax incentives to either pay the agent with private benefits instead of cash or relax incentives to prevent termination/default after bad cash-flow realizations. Our model does have an incentives shutdown (Property 6), but the mechanism is different from that in [Zhu \(2013\)](#).

We first consider the left boundary—preventing termination by reducing incentives. In our model, the principal has to pay an ongoing rental cost of capital (rK_t) in order to fund the project; the amount of capital determines the project’s scale and the potential private benefits available to the agent. Since paying the agent with private benefits delivers benefits that are less than the rental cost of capital ($\lambda \leq r$), the principal will always couple zero incentives with zero project size. This prevents the agent from receiving additional negative cashflow shocks, so the agent’s continuation value drifts upward, and the project can continue.

In contrast, [Zhu \(2013\)](#) has fixed project scale, and so when incentives are relaxed the principal cannot also restrict private benefits to the agent. This makes the principal worse

off because of an inability to control the timing of private benefits separately from the timing of incentives. Further, the principal might have to shut down incentives before termination would otherwise happen (incentives can be relaxed at $W > R$ in [Zhu \(2013\)](#)) to make sure that the agent's continuation value is high enough to support both private benefits and the continued project.

The right boundary – allowing the agent to consume private benefits as a reward for success – is a less interesting comparison. We assume that capital misallocation is inefficient. If this were not true (so $\lambda > r$), the principal would indeed rent capital for the agent's consumption. If capital used for the agent's private benefit is δ , the principal's HJB equation becomes

$$rF(W) = \max_{K, \sigma, \delta} \left[f(K)\mu(\sigma) - rK - r\delta + (\gamma W - \lambda\delta)F'(W) + \frac{1}{2}\beta^2(K, \sigma)f^2(K)\sigma^2F''(W) \right]$$

and the principal would pay private benefits whenever the agent's continuation utility exceeded W_S , defined by $F'(W_S) = -\frac{r}{\lambda}$. Instead, we have $F'(W_C) = -1$.

The second aspect we consider is to what extent our model can be rewritten as a simple hidden effort problem. In some sense, any agency problem with continuous monitoring of output (ours included) can be mathematically rewritten as a hidden drift model. However, in that setting, the private benefit function needed to exactly replicate our model is so arbitrary and bizarre that it makes little economic sense. In other words, our model of volatility control represents a unique economic setting that cannot be captured by an economically reasonable hidden effort model.

More specifically, we note that all continuous-time hidden action models rely on the same basic mechanism: the fact that the agent takes a hidden action means that there is some measure of output that could have been obtained with positive probability under both the

agent's true action and under the principal's desired action. If the cash flow contains a Brownian motion, that means the entire space of hidden action models is contained in one meta-model in which the agent controls the drift of the Brownian motion. Our model is no different: we can write $dY_t = f(K_t)e_t dt + \Sigma_t dZ_t$ instead of (1), using $e_t = \frac{f(\hat{K}_t)}{f(K_t)}\mu\left(\frac{\Sigma_t}{f(\hat{K}_t)}\right)$ as the hidden action instead of \hat{K}_t . Then, the agent's private benefits function becomes $B(e, K, \Sigma) = \lambda\left(K - \hat{K}(e, K, \Sigma)\right)$, where $\hat{K}(e_t, K_t, \Sigma_t)$ is an inversion of $e(\hat{K}, K, \Sigma)$. All our results would follow under a change of variables.

However, this change of variables puts all the economics into the private benefits function in a completely uninterpretable way. First, $B(e, K, \Sigma)$ has unsigned derivatives (i.e. B_K and B_Σ change signs over the relevant range of the problem). Second, even the level of private benefits is difficult to assess because the constraint $B(e(K, K, \Sigma), K, \Sigma) = 0$ is a technological constraint that must be imposed exogenously. Instead, we put structure on the production function ($f(K)\mu(\sigma)$), which makes it clear that the shape of our problem is economically motivated. Third, the proposed change of variables makes it impossible to talk about risk or volatility as an agency problem. The first contribution of our model is to show that agency problems over the composition of volatility are possible and interesting – total cash-flow volatility (Σ), project volatility (σ), and agent's continuation value volatility ($\beta\sigma$) are all meaningfully different.

7 Conclusion

Since [DeMarzo and Sannikov \(2006\)](#), [Biais et al. \(2007\)](#), and [Sannikov \(2008\)](#), continuous-time principal-agent models have developed rapidly with applications to expanding areas of economic research. Despite the progress, almost all of the existing models involve the agent controlling the drift of the output/cash-flow process. We deviate from the literature by considering the optimal contract when the agent controls the volatility. Our major technical

obstacle is that volatility of Brownian motion is observable. To establish a meaningful volatility control model, we consider the case where overall cash flow is made up of two components: the individual risk of the project and capital intensity, both of which are observable only to the agent. The principal must incentivize the agent to choose the desirable level of project risk and capital intensity. Interestingly, such incentives can be implemented without loss of generality with a simple hurdle rate against which the agent's performance—the realized cash flow — is measured. The agent is allowed to propose the level of risk and the amount of capital he wants, even his compensation — his share of the cash-flow residual, and the hurdle rate takes the form of a time-varying cost of capital adjusted for the risk and capital intensity of the agent's proposal.

The ideas in our model can be broadened in several ways. One is to extend the literature on optimal disclosure to endogenize the frequency of observation. Another interesting direction is to find asset pricing implications (e.g. [Buffa et al. \(2015\)](#)) of the optimal contract. As our model applies to an asset manager who can privately choose his portfolio, how the manager's contract and the equilibrium asset price are jointly determined would be a natural question to explore.

Appendix

Proof of Proposition 1

First¹⁷, we define the agent's total expected utility received under a contract conditional on his information at time t as:

$$U_t = E^{\hat{K}, \hat{\sigma}} \left[\int_0^\tau e^{-\gamma u} dC_u + \int_0^\tau e^{-\gamma u} \lambda \hat{\Delta}_u du + e^{-\gamma \tau} R | \mathcal{F}_t \right],$$

where $\hat{\Delta}_u = K_u - \hat{K}_u$. We note that the process $U = \{U_t, \mathcal{F}_t; 0 \leq t < \tau\}$ is an \mathcal{F}_t -martingale. The expectation is taken with respect to the probability measure induced by $\{\hat{K}, \hat{\sigma}\}$, such that $dZ_t^{\hat{K}, \hat{\sigma}} = \frac{1}{\Sigma_t} (dY_t - f(\hat{K}_t) \mu(\hat{\sigma}_t) dt)$ is a Brownian motion. Then, by the martingale representation theorem for Lévy processes, there exists a \mathcal{F}_t -predictable process β such that

$$U_t = U_0 + \int_0^t e^{-\gamma u} \beta_u \Sigma_u dZ_u^{\hat{K}, \hat{\sigma}}. \quad (24)$$

Recall the agent's continuation value $W_t^{\hat{K}, \hat{\sigma}}$ defined in (4), we have

$$U_t = \int_0^t e^{-\gamma u} dC_u + \int_0^t e^{-\gamma u} \lambda \hat{\Delta}_u du + e^{-\gamma t} W_t^{\hat{K}, \hat{\sigma}}. \quad (25)$$

for $t \leq \tau$. Differentiating (24) and (25), we obtain

$$dU_t = e^{-\gamma t} \beta_t \Sigma_t dZ_t^{\hat{K}, \hat{\sigma}} = e^{-\gamma t} dC_t + e^{-\gamma t} \lambda \hat{\Delta}_t dt - \gamma e^{-\gamma t} W_t^{\hat{K}, \hat{\sigma}} dt + e^{-\gamma t} dW_t^{\hat{K}, \hat{\sigma}},$$

therefore

$$dW_t^{\hat{K}, \hat{\sigma}} = \gamma W_t^{\hat{K}, \hat{\sigma}} dt - dC_t - \lambda \hat{\Delta}_t dt + \beta_t \Sigma_t dZ_t^{\hat{K}, \hat{\sigma}}.$$

This equation also implies the evolution of promised value given in (8) for $\{\hat{K}, \hat{\sigma}\} = \{K, \sigma\}$.

Next, define \tilde{U}_t to be the payoff to a strategy $\{\tilde{K}, \tilde{\sigma}\}$ that consists of following an arbitrary strategy until time $t < \tau$ and then $\{K, \sigma\}$ thereafter, then

$$\tilde{U}_t = \int_0^t e^{-\gamma u} dC_u + \int_0^t e^{-\gamma u} \lambda \tilde{\Delta}_u du + e^{-\gamma t} W_t^{K, \sigma}.$$

¹⁷This proof a slightly modified version of a proof in [Piskorski and Westerfield \(2016\)](#), which in turn is based on a similar proof in [Sannikov \(2008\)](#).

Differentiating \tilde{U}_t and combining terms yields

$$\begin{aligned} e^{\gamma t} d\tilde{U}_t &= \lambda \left(K_t - \tilde{K}_t \right) dt + \beta_t \Sigma_t dZ_t^{K, \sigma} \\ &= \lambda \left(K_t - \tilde{K}_t \right) dt + \beta_t (f(\tilde{K})\mu(\tilde{\sigma}) - f(K)\mu(\sigma)) dt + \beta_t \sigma dZ_t^{\tilde{K}, \tilde{\sigma}} \end{aligned}$$

where the second equality reflects a change in the probability measure from the one induced by $\{K, \sigma\}$ to the one induced by $\{\tilde{K}, \tilde{\sigma}\}$. If (7) does not hold on a set of positive measure, then the agent could chose $\{\tilde{K}, \tilde{\sigma}\}$ such that

$$\beta_t f(\tilde{K})\mu(\tilde{\sigma}) - \lambda \tilde{K}_t > \beta_t f(K)\mu(\sigma) - \lambda K_t$$

that is, the drift of \tilde{U} is always nonnegative and strictly positive on a set of positive measure, which implies

$$E^{\tilde{K}, \tilde{\sigma}} \left[\tilde{U}_t \right] > \tilde{U}_0 = W_0^{K, \sigma},$$

and so the strategy $\{K, \sigma\}$ would not be optimal for the agent. If (7) does hold for the strategy $\{K, \sigma\}$ then \tilde{U}_t is a super-martingale (under measure induced by $\{\tilde{K}, \tilde{\sigma}\}$) for any strategy $\{\tilde{K}, \tilde{\sigma}\}$, that is,

$$E^{\tilde{K}, \tilde{\sigma}} \left[\tilde{U}_t \right] \leq \tilde{U}_0 = W_0^{\tilde{K}, \tilde{\sigma}}.$$

which proves that choosing $\{K, \sigma\}$ is optimal for the agent if and only if (7) holds for the strategy $\{K, \sigma\}$.

Finally, incentive compatibility requires that $\beta \geq 0$ because otherwise it is impossible for (7) to hold at $\hat{K} = K > 0$.

Proof of Property 3

Substituting $\hat{\sigma} = \frac{\Sigma}{f(\hat{K}_t)}$ into (7) yields a new maximization problem

$$K = \arg \max_{0 \leq \hat{K} \leq K} \beta f(\hat{K}) \mu \left(\frac{\Sigma}{f(\hat{K})} \right) - \lambda \hat{K} \quad (26)$$

Taking the first order condition of the objective function and setting it to zero yields

$$\beta f'(\hat{K}) \mu(\hat{\sigma}) - \beta f'(\hat{K}) \mu'(\hat{\sigma}) \hat{\sigma} - \lambda = 0 \quad (27)$$

which implies (9). Meanwhile the second order condition of the objective function is given by

$$\beta f''(\hat{K}) (\mu(\hat{\sigma}) - \mu'(\hat{\sigma}) \hat{\sigma}) + \beta f(\hat{K}) \mu''(\hat{\sigma}) \hat{\sigma}^2 < 0 \quad (28)$$

where the inequality follows from $f''(K) < 0$ and $\mu''(\sigma) < 0$. Therefore, there is a unique maximum described by the first-order condition.

The derivatives β_K and β_σ are direct calculations from (9).

Proof of Property 6

First, any solution to the ODE characterized by (12) with $K(\tilde{W}) = 0$ for any $\tilde{W} > R$ can be improved by moving the $K = 0$ transition point to the left. The principle of optimality¹⁸ implies that at \tilde{W} for which $K(\tilde{W}) = 0$, the HJB equation must follow (12) with continuous $F(W)$ (the value-matching condition) and $F'(W)$ (the smooth pasting condition). In addition, if the highest \tilde{W} for which $K(\tilde{W}) = 0$ lies in the interior of W (i.e. $\tilde{W} > R$), then $F''(W)$ must be continuous as well. Finally, there can be at most one value of \tilde{W} for which a transition exists.

Our problem makes the continuity of $F''(\tilde{W})$ impossible. At $\tilde{W} > R$ for which $K(\tilde{W}) = 0$, (12) becomes $0 = -rF(W) + \gamma WF'(W)$ (which generates an analytical solution, $F(W) = \text{const} \times W^{\frac{r}{\gamma}}$). Taking the derivative of the HJB equation, solving for $F'(W)$ and substituting that back into $0 = -rF(W) + \gamma WF'(W)$ yields $rF(W) = -\frac{\gamma^2}{\gamma-r}W^2F''(W)$. Since $F(W)$ is bounded above by the first-best, it must be the case that $F''(W)$ is bounded from below by a constant and this bound does not depend on k_0 . However, inspection of the first-order condition of (12) for K , remembering that σ and β are bounded, implies that $F''(W)$ is arbitrarily negative if k_0 is arbitrarily small. This is a contradiction, so the second derivative cannot be continuous, and the transition from $K = k_0$ to $K = 0$ cannot happen on the interior of W .

In addition, there cannot be a transition from $K > k_0$ to $K = 0$ on the interior of W . Taking the derivative of the HJB equation on either the left or right side of \tilde{W} yields:

$$0 = (\gamma - r)F'(W) + \gamma WF''(W) + \frac{1}{2}\Sigma^2(W)\beta^2(W)F'''(W). \quad (29)$$

Since F' and F'' are continuous at \tilde{W} we have $0 = (\gamma - r)F'(\tilde{W}) + \gamma\tilde{W}F''(\tilde{W})$ (with the derivative taken on the left-hand side). Since $K(W > \tilde{W}) > 0$, it must be the case that $\lim_{W \downarrow \tilde{W}} F'''(W) = 0$. In addition, concavity plus examination of the analytical solution for $W < \tilde{W}$ shows $\lim_{W \uparrow \tilde{W}} F'''(W) > 0$. This jump in $F'''(W)$ at \tilde{W} is the wrong sign for an optimal transition. Thus, there cannot be a transition from $K > k_0$ to $K = 0$ on the interior of W .

The existence of L^* is proved in Proposition 2.

Proof of Proposition 2

We start with two preliminary results:

¹⁸See Dumas (1991) for a detailed theoretical discussion or Piskorski and Westerfield (2016) or Zhu (2013) for applications in a similar setting.

Lemma 4 Let \hat{F} solve (12). Assume that the boundary conditions in Property 5 are met at some \hat{W}_C , but ignore the boundary condition at $W = R$. Then $\hat{F}''(W) < 0$ for all $W < \hat{W}_C$ on which \hat{F} is defined.

Proof. Taking the derivative (from the left or the right) of the HJB equation (12) with respect to W and using the envelope theorem yields

$$0 = (\gamma - r) F'(W) + \gamma W F''(W) + \frac{1}{2} \Sigma^2(W) \beta^2(W) F'''(W) \quad (30)$$

If $F'' = 0$ and $F''' < 0$, then (30) implies $F' > 0$. Moreover, from (12), $F'' = 0$ and $F' > 0$ together imply $rF > \max[f(K)\mu(\sigma) - rK]$, which is impossible since $\max[f(K)\mu(\sigma) - rK]$ characterizes the solution under the first-best scenario. Therefore $F'' = 0$ and $F''' < 0$ are jointly impossible: if $F'' = 0$, then it must be that $F''' > 0$ (i.e. F'' can only cross zero from below). Therefore if $F''(\hat{W}_C) = 0$ for some \hat{W}_C then $F'' < 0$ for $W < \hat{W}_C$. ■

Lemma 5 Let \hat{F} and \tilde{F} both solve (12) Assume that the boundary conditions in Property 5 are met at \hat{W}_C and \tilde{W}_C , respectively, but ignore the boundary conditions at R . Then the following four statements are equivalent:

- $\tilde{W}_C < \hat{W}_C$
- $\tilde{F}(W) > \hat{F}(W)$ for all $W \leq \tilde{W}_C$ such that \hat{F} and \tilde{F} both exist.
- $\tilde{F}'(W) < \hat{F}'(W)$ for all $W \leq \tilde{W}_C$ such that \hat{F} and \tilde{F} both exist.
- $\tilde{F}''(W) > \hat{F}''(W)$ for all $W \leq \tilde{W}_C$ such that \hat{F} and \tilde{F} both exist.

Proof. The arguments in Piskorski and Westerfield (2016), Lemma 8, are sufficient. ■

We now proceed to analyze the HJB equation.¹⁹ A necessary condition for optimality (Property 6) is that $K \geq k_0$ on $W \in (R, W_C]$, so we will consider that region first. Re-writing (12), we have

$$F''(W) = \min_{K \geq k_0; \sigma \in (\underline{\sigma}, \bar{\sigma})} \frac{rF(W) - f(K)\mu(\sigma) - rK - \gamma W F'(W)}{\frac{1}{2} \beta(K, \sigma)^2 K^2 \sigma^2} \quad (31)$$

The right-hand-side can be written as the function $H_{K,\sigma}(W, F(W), F'(W))$, which is differentiable in all of its arguments. Since K and β are bounded away from zero and infinity, $H_{K,\sigma}$ has uniformly bounded derivatives in $F'(W)$ and $F(W)$, and $H_{K,\sigma}$ is Lipschitz continuous in $F(W)$ and $F'(W)$. It follows that solutions to (31) exist, are \mathcal{C}^2 and are unique

¹⁹This part of the proof is based on a similar proof in Sannikov (2008), altered to this setting and extended to include the possibility that the agent's volatility might be zero.

and continuous in initial conditions.²⁰ Inspection of (31) and (30) shows that the solution is at least \mathcal{C}^3 , rather than just \mathcal{C}^2 on $W \in (R, W_C)$.

To complete our solution, we need to show that our remaining condition can be met: that for any L , either there exists a W_C such that $F(R; W_C) = L$ and $K(R) > 0$ or there exists a W_C such that $F(R; W_C) \geq L$ and $K(R) = 0$. We need only consider $K = 0$ at R from Property 6.

Lemma 5 shows that proposed solutions to (12) that obey the right boundary condition (at W_C) can be ranked by the proposed value \hat{W}_C . For $\hat{W}_C = R$, we have the highest solution with $rF(R; \hat{W}_C) = \max[f(K)\mu(\sigma) - rK] - \gamma R$. As we increase \hat{W}_C , $F(W; \hat{W}_C)$ declines for all W ; thus, $\lim_{W \rightarrow R} F(W; \hat{W}_C)$ declines as \hat{W}_C increases.

Within the set of solutions that obey the right boundary condition, we consider the subset with $K(R; \hat{W}_C) > 0$. Label the infimum value of $F(R; \hat{W}_C) > 0$ as L^* , and the corresponding value of \hat{W}_C as W_C^* . Any solution with $K(R; \hat{W}_C) > 0$ must be better than the principal's value with $K = 0$ and immediate payment (flow $\gamma R dt$), which is finite. Thus, L^* and W_C^* are both finite.

Because solutions are continuous in initial conditions, L^* is also the maximum value of $F(R; \hat{W}_C)$ among all proposed solutions with $K(R) = 0$. Then, consider the proposed solution with W_C^* such that $K(R, W_C^*) = 0$ and $F(W; W_C^*) = L^*$. This solution can be implemented for any value of L : because $K(R; W_C^*) = 0$, there is no termination and L is never realized. This solution is preferred to all other no-termination solutions by construction.

If, instead, $L > L^*$, then the principal prefers to allow termination, with $K(R) > 0$. Since L is greater than the infimum value of $F(R; \hat{W}_C)$ among all proposed solutions with $K(R) > 0$, and solutions to the ODE are continuous in initial conditions and ordered (Lemma 5), there exists exactly one solution with $\hat{W}_C < W_C^*$ such that $F(R; \hat{W}_C) = L$.

This shows existence and uniqueness of solutions to the HJB equation with a given liquidation value L : If $L > L^*$, then $K(W) > 0$ and solutions exist and are unique by the arguments given above. If $L < L^*$, then we use the solution that generates $K(R) = 0$ and $F(R) = L^*$, which exists and is unique.

Standard existence and uniqueness results (see e.g. Karatzas and Shreve (1998)), expanded to include Sticky Brownian Motions (see arguments from e.g. Harrison and Lemoine (1981) or Engelbert and Peskir (2014)) are sufficient to show that (8) has a unique solution and that W_t is a Sticky Brownian Motion near W_R if $K(W_R) = 0$.

The proof is completed with a standard dynamic-programming verification argument.

²⁰To see these conditions directly, use one of the first order conditions (K or σ) to solve out F'' , and observe that for regions in which $\{K, \sigma\}$ are interior, (31) is a first-order ODE that can be solved through direct integration, taking $K(W)$ and $\sigma(W)$ as unknown, bounded functions. Similarly, in regions in which $K = k_0$, we have constant or bounded coefficients and standard results imply existence and uniqueness there (see e.g. Piskorski and Westerfield (2016) or Zhu (2013)). We use the more powerful Lipschitz continuity to show the solution is \mathcal{C}^2 .

Proof of Property 8

The principal's HJB equations (16 and 17) and the accompanying first-order conditions are

$$rF(W) = \max_{K, \sigma} \left[CF(K, \sigma) + \gamma W F'(W) + \frac{1}{2} g(K)^2 h(\sigma)^2 F''(W) \right]$$

$$FOC(K) : CF_K(K, \sigma) + g'(K) g(K) h^2(\sigma) F''(W)$$

$$FOC(\sigma) : CF_\sigma(K, \sigma) + g^2(K) h'(\sigma) h(\sigma) F''(W)$$

and

$$rF(W) = \max_{\Sigma, \beta} \left[CF(\Sigma, \beta) + \gamma W F'(W) + \frac{1}{2} \Sigma^2 \beta^2 F''(W) \right]$$

$$FOC(\Sigma) : CF_\Sigma(\Sigma, \beta) + \Sigma \beta^2 F''(W)$$

$$FOC(\beta) : CF_\beta(\Sigma, \beta) + \Sigma^2 \beta F''(W)$$

where $CF(K, \sigma) = f(K)\mu(\sigma) - rK$, $g(K) = f(K)/f'(K)$, $h(\sigma) = \lambda\sigma/(\mu(\sigma) - \sigma\mu'(\sigma))$. Assumption 1 is sufficient to ensure strict concavity of the HJB equation with respect to K and σ . Signing $g'(K)$ and $h'(\sigma)$, remembering that $F''(W) \leq 0$, and evaluating the first-order conditions directly, are sufficient to demonstrate the statement of the property with respect to K and σ .

Next, we rewrite the cash flow as $CF(\beta, \Sigma) = CF(K(\beta, \Sigma), \sigma(\beta, \Sigma))$. Because the first-best has $CF_K(K^{FB}, \sigma^{FB}) = CF_\sigma(K^{FB}, \sigma^{FB}) = 0$, there is a corresponding value of $(\beta^{FB}, \Sigma^{FB})$ which has $CF_K(K(\beta^{FB}, \Sigma^{FB}), \sigma(\beta^{FB}, \Sigma^{FB})) = CF_\sigma(K(\beta^{FB}, \Sigma^{FB}), \sigma(\beta^{FB}, \Sigma^{FB})) = 0$. The second order conditions for the HJB equation (17), evaluated at $\{\beta^{FB}, \Sigma^{FB}\}$ are

$$SOC(\beta)|_{(\beta^{FB}, \Sigma^{FB})} : CF_{KK} \cdot (K_\beta)^2 + CF_{\sigma\sigma} \cdot (\sigma_\beta)^2 < 0 \quad (32)$$

$$SOC(\Sigma)|_{(\beta^{FB}, \Sigma^{FB})} : CF_{KK} \cdot (K_\Sigma)^2 + CF_{\sigma\sigma} \cdot (\sigma_\Sigma)^2 < 0, \quad (33)$$

where the inequalities follow from $CF_{KK} < 0$ and $CF_{\sigma\sigma} < 0$. Because the first-best is unique, with $CF_\beta = 0$ and $CF_\Sigma = 0$, we also have that $CF_\beta > 0$ implies $\beta < \beta^{FB}$ and $CF_\Sigma > 0$ implies $\Sigma < \Sigma^{FB}$. Combining this with the first-order conditions (17) yields the statement of the property.

Proof of Property 10

Assume that the principal offers the agent a recommended level of capital misallocation, δ_t , to go with the assigned level of capital, $K_t + \delta_t$. Then the contract is incentive compatible if it implements $\hat{K}_t = K_t$ and $\hat{\delta}_t = \delta_t$. The incentive compatibility condition (7) becomes

$$\{K_t, \delta_t, \sigma_t\} = \arg \max_{\hat{K}_t + \hat{\delta}_t = K_t + \delta_t; f(\hat{K}_t)\hat{\sigma}_t = f(K_t)\sigma_t} \left[\beta_t f(\hat{K}_t) \mu(\hat{\sigma}_t) + \lambda (K_t + \delta_t - \hat{K}_t) \right]. \quad (34)$$

Note that the agent-controlled portion of the right-hand side is the same as in the original IC condition (7). The first order conditions imply that β_t becomes

$$\beta_t = \beta(\sigma_t, K_t) = \frac{\lambda}{f'(K_t)} \times \frac{1}{\mu(\sigma_t) - \mu'(\sigma_t)\sigma_t}. \quad (35)$$

The evolution of the agent's continuation value becomes

$$dW_t = \gamma W_t dt + \beta_t \Sigma_t dZ_t - \lambda \delta_t dt - dC_t. \quad (36)$$

The principal's HJB equation (12) becomes

$$rF(W) = \max_{K+\delta \in \{0 \cup [k_0, \infty)\}; \sigma \in (\underline{\sigma}, \bar{\sigma})} \left[f(K)\mu(\sigma) - rK - r\delta + (\gamma W - \lambda\delta)F'(W) + \frac{1}{2}\beta^2(K, \sigma)f^2(K)\sigma^2 F''(W) \right] \quad (37)$$

For any given choice of K , the objective function of (37) is linear in δ with coefficient $-r - \lambda F'(W)$. Since $F'(W) \geq -1$, we have $-r - \lambda F'(W) < 0$. Therefore, $\delta = 0$ is (weakly) optimal.

Proof of Proposition 3

The principal offers the agent the adjusted technology with

$$d\tilde{Y}_t = f(\tilde{K}_t)\mu\left(\frac{\tilde{\Sigma}_t}{f(\tilde{K}_t)}\right)dt - \tilde{K}_t\theta(\tilde{\beta}_t, \tilde{\Sigma}_t)dt + \tilde{\Sigma}_t dZ_t.$$

Then we define the probability measure induced by $\{\tilde{K}, \tilde{\Sigma}, \tilde{\beta}, \hat{K}\}$ to be such that

$$dZ_t^{\tilde{K}, \tilde{\Sigma}, \tilde{\beta}, \hat{K}} = \frac{1}{\tilde{\Sigma}_t} \left(d\tilde{Y}_t - f(\tilde{K})\mu\left(\frac{\tilde{\Sigma}}{f(\tilde{K})}\right)dt + \tilde{K}_t\theta(\tilde{\beta}_t, \tilde{\Sigma}_t)dt \right)$$

is a Brownian motion. We do not need to include $\hat{\sigma}$ because $\tilde{\Sigma}$ and \hat{K} determine $\hat{\sigma}$.

The arguments in the proof of Proposition 1 follow, with the modification that the agent's incentive compatibility condition is (22) instead of (7). The condition on ϕ in (22) is set so that the drift in the agent's continuation utility, given by (21), equals γW_t . That is, $dW_t = \gamma W_t dt + \tilde{\beta}_t \tilde{\Sigma}_t dZ_t^{\tilde{K}, \tilde{\Sigma}, \tilde{\beta}, \hat{K}} - dC_t$. If the agent's maximizing choices are $\{\tilde{K}, \tilde{\Sigma}, \tilde{\beta}, \hat{K}\} = \{K, \Sigma, \beta, K\}$ then the principal's problem is unchanged, there is no capital misallocation, and cash flow is unchanged. To implement $K = 0$, the principal simply offers $\{\phi_t, \theta_t\} = \{0, \infty\}$, or mandates shutdown.

Substituting $\theta(\tilde{\beta}, \tilde{\Sigma}) = \lambda/\tilde{\beta} + [b(\tilde{\beta} - \beta)]^+ + [c(\tilde{\Sigma} - \Sigma)]^+$ into (22) yields

$$\phi = \max_{\tilde{K} \geq k_0; \tilde{\Sigma} > 0; \tilde{\beta} > 0; \tilde{K} \geq \hat{K} \geq 0} \left[\tilde{\beta} f(\hat{K}) \mu \left(\frac{\tilde{\Sigma}}{f(\hat{K})} \right) - \lambda \hat{K} - \tilde{\beta} \tilde{K} \left([b(\tilde{\beta} - \beta)]^+ + [c(\tilde{\Sigma} - \Sigma)]^+ \right) \right] \quad (38)$$

We first examine the case where $b(\tilde{\beta} - \beta) \geq 0$ and $c(\tilde{\Sigma} - \Sigma) \geq 0$. Observe that Assumption 1 implies that the second order conditions for \tilde{K} , $\tilde{\Sigma}$, and $\tilde{\beta}$ are strictly negative. The second-order condition for \tilde{K} is equal to zero and the first-order condition is less than or equal to zero; we assume the agent picks the principal's desired level of \tilde{K} if he is indifferent. As a result, the agent's optimal choices are given by the first-order conditions:

$$\begin{aligned} FOC(\tilde{K}) : & \quad -\tilde{\beta} \left(b(\tilde{\beta} - \beta) + c(\tilde{\Sigma} - \Sigma) \right) \\ FOC(\tilde{\Sigma}) : & \quad \tilde{\beta} \left[\mu' \left(\frac{\tilde{\Sigma}}{f(\hat{K})} \right) - c \tilde{K} \right] \\ FOC(\tilde{\beta}) : & \quad f(\hat{K}) \mu \left(\frac{\tilde{\Sigma}}{f(\hat{K})} \right) - \tilde{K} \left(b(2\tilde{\beta} - \beta) + c(\tilde{\Sigma} - \Sigma) \right) \\ FOC(\hat{K}) : & \quad \tilde{\beta} \left[f'(\hat{K}) \mu \left(\frac{\tilde{\Sigma}}{f(\hat{K})} \right) - \mu' \left(\frac{\tilde{\Sigma}}{f(\hat{K})} \right) \frac{\tilde{\Sigma}}{f(\hat{K})} \right] - \lambda \end{aligned}$$

Recall that the value of β in the optimal contract exactly induces no capital misallocation ($\hat{K} = \tilde{K}$). Standard algebra shows that the above first-order conditions are zero at $\{\tilde{K}, \tilde{\Sigma}, \tilde{\beta}, \hat{K}\} = \{K, \Sigma, \beta, K\}$ if the principal chooses

$$\begin{aligned} K\beta b &= f(K) \mu \left(\frac{\Sigma}{f(K)} \right) \\ c &= \frac{1}{K} \mu' \left(\frac{\Sigma}{f(K)} \right) \end{aligned}$$

In addition, evaluating (38) at the optimum implies

$$\phi = \beta f(K) \mu \left(\frac{\Sigma}{f(K)} \right) - K\lambda.$$

We now verify that given a, b, c above, any choice of $\tilde{\beta}$ and $\tilde{\Sigma}$ such that either $b(\tilde{\beta} - \beta) < 0$ or $c(\tilde{\Sigma} - \Sigma) < 0$ cannot be the agent's solution to (38). First, $b > 0$, which implies $b(\tilde{\beta} - \beta) < 0$ if and only if $\tilde{\beta} < \beta$. However, this cannot be optimal, as the agent can increase $\tilde{\beta}$ while holding his other choices constant. This would increase the first term on the right-hand-side of (38) while other terms remain unchanged. Secondly, $c > 0$ if $\mu' \left(\frac{\Sigma}{f(K)} \right) > 0$, which implies

$c(\tilde{\Sigma} - \Sigma) < 0$ if and only if $\tilde{\Sigma} < \Sigma$. However, this cannot be optimal, as the agent can increase $\tilde{\Sigma}$ while holding his other choices constant. This would increase the first term on the right-hand-side of (38) while other terms remain unchanged. The same argument applies if $c < 0$ because $\mu' \left(\frac{\Sigma}{f(K)} \right) < 0$, which implies it is not optimal for the agent to choose $\tilde{\Sigma} > \Sigma$. Therefore, setting $\theta(\tilde{\beta}, \tilde{\Sigma}) = \frac{\lambda}{\tilde{\beta}} + [b(\tilde{\beta} - \beta)]^+ + [c(\tilde{\Sigma} - \Sigma)]^+$ where a, b, c are given above ensures (38) achieves its maximum when $\tilde{K} = K = \hat{K}; \tilde{\Sigma} = \Sigma; \tilde{\beta} = \beta$.

References

- Adrian, T. and M. M. Westerfield (2009). Disagreement and learning in a dynamic contracting model. *Review of Financial Studies* 22(10), 3829–3871.
- Aragon, G. O. and V. Nanda (2011). Tournament behavior in hedge funds: High-water marks, fund liquidation, and managerial stake. *Review of Financial Studies* 25(3), 937–974.
- Bertrand, M. and S. Mullainathan (2003). Enjoying the quiet life? Corporate governance and managerial preferences. *Journal of Political Economy* 111(5), 1043–1075.
- Biais, B., T. Mariotti, G. Plantin, and J.-C. Rochet (2007). Dynamic security design: Convergence to continuous time and asset pricing implications. *Review of Economic Studies* 74, 345–390.
- Biais, B., T. Mariotti, J.-C. Rochet, and S. Villeneuve (2010). Large risks, limited liability, and dynamic moral hazard. *Econometrica* 78, 73–118.
- Buffa, A. M., D. Vayanos, and P. Woolley (2015). Asset management contracts and equilibrium prices. NBER working paper.
- Cadenillas, A., J. Cvitanić, and F. Zapatero (2004). Leverage decision and manager compensation with choice of effort and volatility. *Journal of Financial Economics* 73(1), 71–92.
- Carpenter, J. N. (2000). Does option compensation increase managerial risk appetite? *Journal of Finance* 55(5), 2311–2331.
- Chevalier, J. and G. Ellison (1997). Risk taking by mutual funds as a response to incentives. *The Journal of Political Economy* 105(6), 1167–1200.
- Cremers, M. and A. Petajisto (2009). How active is your fund manager? A new measure that predicts performance. *Review of Financial Studies* 22(9), 3329–3365.
- Cvitanić, J., D. Possamaï, and N. Touzi (2016a). Dynamic programming approach to principal-agent problems. Working Paper, Caltech, University Paris-Dauphine, and École Polytechnique.
- Cvitanić, J., D. Possamaï, and N. Touzi (2016b). Moral hazard in dynamic risk management. *Management Science*. forthcoming.
- DeMarzo, P. and Y. Sannikov (2006). Optimal security design and dynamic capital structure in a continuous-time agency model. *Journal of Finance* 61, 2681–2724.
- DeMarzo, P. M., M. J. Fishman, Z. He, and N. Wang (2012). Dynamic agency and the q theory of investment. *Journal of Finance* 67(6), 2295–2340.

- Dumas, B. (1991). Super contact and related optimality conditions. *Journal of Economic Dynamics and Control* 75(4), 675–685.
- Engelbert, H.-J. and G. Peskir (2014). Stochastic differential equations for sticky brownian motion. *Stochastics* 86(6), 993–1021.
- Epstein, L. G. and S. Ji (2013). Ambiguous volatility and asset pricing in continuous time. *Review of Financial Studies* 26(7), 1740–1786.
- Giroud, X. (2013). Proximity and investment: Evidence from plant-level data. *Quarterly Journal of Economics* 128(2), 861–915.
- Graham, J. and C. Harvey (2011). Duke/CFO magazine global business outlook. U.S. topline tables, March 2011, www.cfosurvey.org/pastresults.htm.
- Graham, J. and C. Harvey (2012). Duke/CFO magazine global business outlook. U.S. topline tables, June 2012, www.cfosurvey.org/pastresults.htm.
- Graham, J. R. and C. R. Harvey (2001). The theory and practice of corporate finance: Evidence from the field. *Journal of Financial Economics* 60(2), 187–243.
- Harrison, J. M. and A. J. Lemoine (1981). Sticky brownian motion as the limit of storage processes. *Journal of Applied Probability* 18(1), 216–226.
- He, Z. (2011). A model of dynamic compensation and capital structure. *Journal of Financial Economics* 100(2), 351–366.
- Huang, J., C. Sialm, and H. Zhang (2011). Risk shifting and mutual fund performance. *Review of Financial Studies* 24(8), 2575–2616.
- Jacobs, M. T. and A. Sivdasani (2012). Do you know your cost of capital? *Harvard Business Review* (7/8), 118–124.
- Jagannathan, R., D. A. Matsa, I. Meier, and V. Tarhan (2016). Why do firms use high discount rates? *Journal of Financial Economics*, 445–463.
- Karatzas, I. and S. Shreve (1998). *Brownian Motion and Stochastic Calculus* (2nd ed.). Springer-Verlag New York.
- Leung, R. (2014). Continuous-time principal-agent problem with drift and stochastic volatility control: With applications to delegated portfolio management. Working paper. University of California-Berkeley.
- Lioui, A. and P. Poncet (2013). Optimal benchmarking for active portfolio managers. *European Journal of Operational Research* 226(2), 268–276.
- Metrick, A. and A. Yasuda (2010). The economics of private equity funds. *Review of Financial Studies* 23(6), 2303–2341.

- Moreno-Bromberg, S. and G. Roger (2016). Leverage and risk taking. Working Paper, University of Zurich and University of Sydney.
- Ou-Yang, H. (2003). Optimal contracts in a continuous-time delegated portfolio management problem. *Review of Financial Studies* 16(1), 173–208.
- Piskorski, T. and M. M. Westerfield (2016). Optimal dynamic contracts with moral hazard and costly monitoring. *Journal of Economic Theory* 166, 242–281.
- Poterba, J. M. and L. H. Summers (1995). A CEO survey of U.S. companies' time horizons and hurdle rates. *MIT Sloan Management Review* (Fall), 43–53.
- Prendergast, C. (2002). The tenuous trade-off between risk and incentives. *Journal of Political Economy* 110(5), 1071–1102.
- Robinson, D. T. and B. A. Sensoy (2013). Do private equity fund managers earn their fees? Compensation, ownership, and cash flow performance. *Review of Financial Studies* 26(11), 2760–2797.
- Sannikov, Y. (2008). A continuous-time version of the principal-agent problem. *Review of Economic Studies* 75, 957–984.
- Zhu, J. Y. (2013). Optimal contracts with shirking. *Review of Economic Studies* 80, 812–839.